



KM-C830
KM-C830D

PARTS LIST

Published in Sep.'01
842A6120

NOTE

1. Indicate parts number and machine model when placing an order.

eg.	Parts Number	Parts Name	Machine Model	Cycle	Quantity
	2A604120	POCKET, DATA	KMC830	50Hz	1
	2A604120	POCKET, DATA	KMC830D	50Hz	1

2. Service calls and freight will be charged separately.

3. Symbols in the "Parts Number" column.

- Parts with "●" indicates the service parts and the parts without "●" can not be supplied.
- Parts with "." are component parts or sub-assemblies of the assembly appearing immediately above them.

eg.	Parts Number	Parts Name	Parts Number	Parts Name
	2BM00030	COVER RIGHT ASSY	•2BM04150	COVER RIGHT
			•2BM04290	PLATE EARTH RC

- Parts with ".•" are component parts or sub-assembly with "." appearing immediately above them.

eg.	Parts Number	Parts Name	Parts Number	Parts Name
	•2BM68090	FEED TONER ASSY	••2BM15970	SEAL FEED TK C
			••2BM15910	CASE FEED TK

4. See the last page of this parts list for the classification of the screws in the illustrations.

5. Items indicated by shaded areas () are supply parts and should be ordered through your Regional Office.

Parts List

KM-C830
KM-C830D

— CONTENTS —

FIG. 1 COVERS	2	FIG. 13 DEVELOPER D2 UNIT	34
FIG. 2 FRAME UNIT I	4	FIG. 14 DEVELOPER D3 UNIT	38
FIG. 3 FRAME UNIT II	8	FIG. 15 DEVELOPER D4 UNIT	42
FIG. 4 FRAME PROCESS UNIT	10	FIG. 16 FACE DOWN UNIT	46
FIG. 5 DRIVE UNIT I	12	FIG. 17 BYPASS TRAY	50
FIG. 6 DRIVE UNIT II	14	FIG. 18 PRIMARY TRANSFER	52
FIG. 7 CONTROLLER BOX	16	FIG. 19 ELECTRICAL PARTS I	56
FIG. 8 FEED UNIT	18	FIG. 20 ELECTRICAL PARTS II	58
FIG. 9 FUSER UNIT	22	FIG. 21 ELECTRICAL PARTS III	60
FIG. 10 DRUM UNIT	26	FIG. 22 OPTION I (Original Tray)	62
FIG. 11 SCANNER UNIT	28	FIG. 23 OPTION II	64
FIG. 12 DEVELOPER D1 UNIT	30	FIG. 24 ACCESSORY & TOOL	66
		• INDEX	68

FIG. 1 COVERS

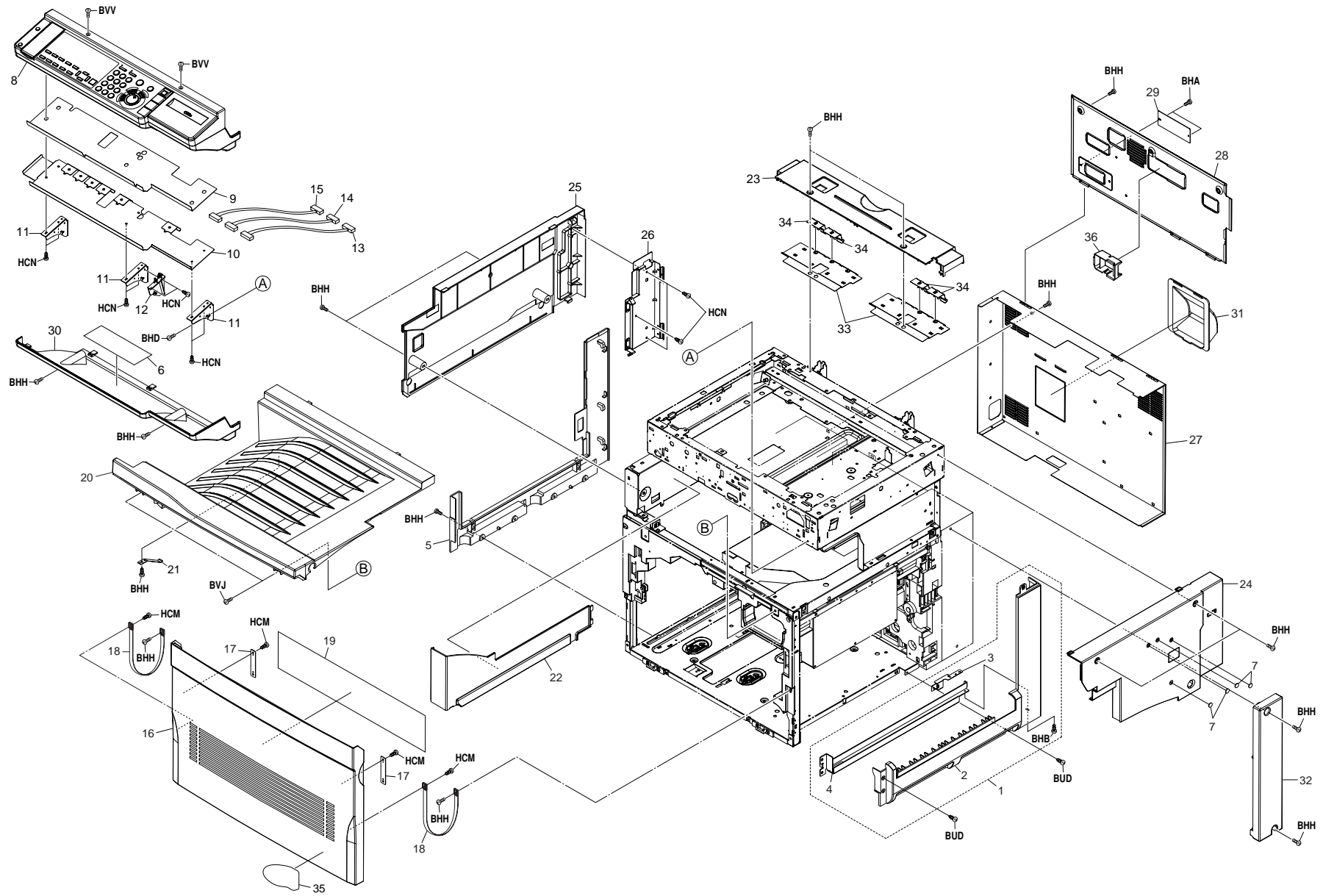


FIG. 1 COVERS

2A6

SP	Ref. No.	Part. No.	Description	Quantity		
				120V	230V	240V
●	1	2BM00030	COVER RIGHT ASSY	1	1	1
	2	•2BM04150	COVER RIGHT	1	1	1
	3	•2BM04290	PLATE EARTH RC	1	1	1
	4	•2BM04160	SUPPORT COVER ASSY	1	1	1
●	5	2BM04170	COVER LEFT	1	1	1
●	6	2A604120	POCKET,DATA	1	1	1
●	7	36504400	COVER,COUNTER	4	4	4
●	8	2A693040	PARTS,OPERATION UNIT(USA)SP	1		
●	8	2A693050	PARTS,OPERATION UNIT(EUR)SP		1	1
	9	2A624060	PROTECTION SHEET,OPERATION UNIT	1	1	1
	10	2A624050	GROUND PLATE,OPERATION UNIT	1	1	1
	11	2A624040	MOUNT,OPERATION UNIT	3	3	3
	12	2A624070	SUPPORT PLATE,OPERATION UNIT	1	1	1
	13	2A627390	JUNCTION WIRING,OPERATION UNIT KEYBOARD	1	1	1
	14	2A627400	JUNCTION WIRING,OPERATION UNIT LED	1	1	1
	15	2A627410	JUNCTION WIRING,LCD	1	1	1
●	16	2A604020	FRONT COVER (KM-C830)	1	1	1
●	16	2A604510	FRONT COVER B (KM-C830D)	1	1	1
	17	2BM04100	PLATE MAGCHATCH	2	2	2
●	18	2BM04280	BAND COVER	2	2	2
●	19	2A605020	INNER LABEL,OPERATION	1	1	1
●	20	2A604010	UPPER COVER,PRINTER	1	1	1
	21	2BM04030	SP PRESS2 DLP	1	1	1
●	22	2A604050	INNER LEFT COVER	1	1	1
●	23	2A604070	REAR COVER,SCANNER	1	1	1
●	24	2A604030	UPPER RIGHT COVER	1	1	1
●	25	2A604040	UPPER LEFT COVER	1	1	1
	26	2A604200	LEFT PROTECTING PLATE,COVER	1	1	1
●	27	2A604090	LOWER REAR COVER	1	1	1
●	28	2A604060	UPPER REAR COVER	1	1	1
	29	2A626120	LID,NIC	1	1	1
●	30	2A604080	LOWER COVER,OPERATION UNIT	1	1	1
●	31	2BM04270	PROTECTOR OZONE	1	1	1
●	32	2A604100	LOWER REAR RIGHT COVER	1	1	1
	33	2A612420	REAR SHIELD,SCANNER	2	2	2
	34	2A612430	REAR GROUND PLATE,SCANNER	4	4	4
●	35	2A605030	FRONT LABEL,COVER	1	1	1
	36	2A626140	PROTECTING PLATE,DF CONNECTOR	1	1	1

- Parts with "•" are component parts or sub-assemblies of the assembly appearing immediately above them.
- Parts with "●" indicates the Service parts.

- Parts with "••" are component parts or sub-assembly with "•" appearing immediately above them.

FIG. 2 FRAME UNIT I

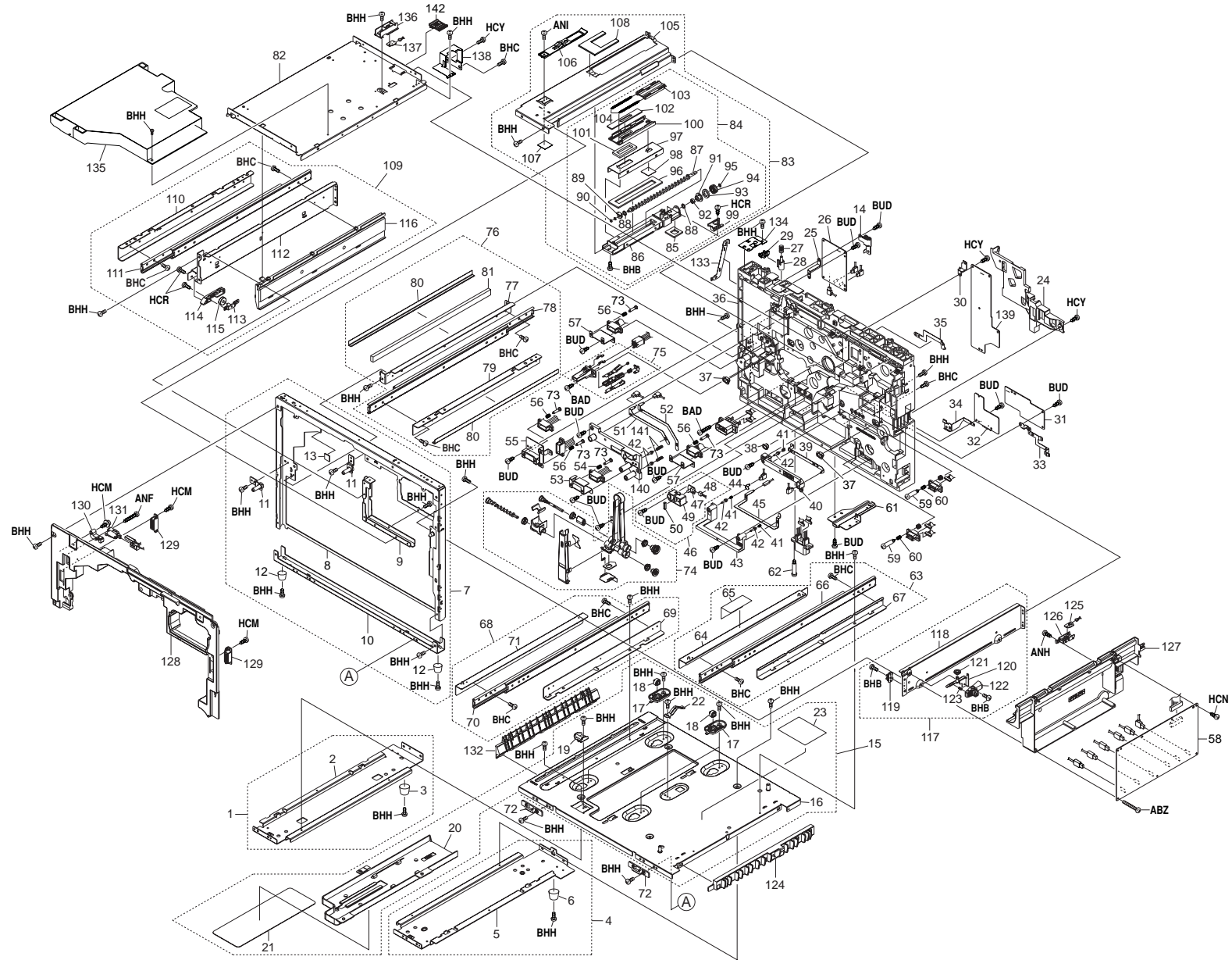


FIG. 2 FRAME UNIT I

2A6

SP	Ref. No.	Part. No.	Description	Quantity		
				120V	230V	240V
	1	2BM00920	STAY BASE L UNIT	1	1	1
●	2	•2BM02870	STAY BASE L	1	1	1
	3	•2BM42290	FOOT R	1	1	1
	4	2BM00930	STAY BASE R UNIT	1	1	1
	5	•2BM02860	STAY BASE R	1	1	1
●	6	•2BM42290	FOOT R	1	1	1
	7	2BM00110	FRAME FRONT ASSY	1	1	1
	8	•2BM02010	FRAME FRONT	1	1	1
	9	•2BM02030	STAY RAIL FRONT	1	1	1
	10	•2BM02020	CHANNEL BOTTOM	1	1	1
	11	•2BM02040	PILOT PIN	2	2	2
●	12	•2BM42300	FOOT F	2	2	2
	13	•2BM42210	SHEET INNER FRONT	1	1	1
	14	2BM42530	PLATE EARTH MAIN B	1	1	1
	15	2BM00140	FRAME BASE ASSY	1	1	1
	16	•2BM02510	FRAME BASE	1	1	1
	17	•2BM02530	BASE PULLEY FEED	4	4	4
●	18	•2BM02540	PULLEY FEED	4	4	4
	19	•2BM02520	LOCK PIN	1	1	1
	20	•2BM02580	DUCT BASE LOW	1	1	1
	21	•2BM42070	SHEET DUCT A	1	1	1
	22	•2BM02550	PLATE EARTH LOWER	1	1	1
	23	•2BM42740	SHIELD REG SENSOR B	1	1	1
	24	2BM02480	HOLDER HARNESS	1	1	1
	25	2BM02390	PLATE EARTH MAIN	1	1	1
●	26	2BM28240	PWB HV MAIN	1	1	1
●	27	2BM02900	SPRING SW DU	1	1	1
●	28	2BM02910	SWITCH DU	1	1	1
●	29	2BM27240	PT.SENSOR GP1S74P	1	1	1
	30	2BM02400	PLATE EARTH DC	1	1	1
●	31	2BM28260	PWB HV TC	1	1	1
●	32	2BM01200	P.W.BOARD KP-830 ASSY	1	1	1
	33	2BM02410	PLATE EARTH TC	1	1	1
	34	2BM02420	PLATE EARTH OP	1	1	1
	35	2BM42520	PLATE EARTH DRV FUS	1	1	1
	36	2BM02070	FRAME REAR	1	1	1
●	37	2BM02440	BUSH PIN OVAL	2	2	2
●	38	2BM02430	BUSH PIN	1	1	1
	39	2BM02150	PLATE HV IM	1	1	1
	40	2BM02140	COVER HV IMAGE	1	1	1

SP	Ref. No.	Part. No.	Description	Quantity		
				120V	230V	240V
	41	2BM02160	SPRING HV S	3	3	3
	42	2BM02110	PIN CONTACT HV	5	5	5
	43	2BM02170	COVER HV FEED	1	1	1
	44	2BM02190	PLATE HV DC	1	1	1
	45	2BM02180	PLATE HV TC	1	1	1
●	46	2BM68100	TONER SENSOR ASSY	1	1	1
	47	•2BM01230	P.W.BOARD KP-849 ASSY	1	1	1
	48	•2BM28780	CONN.CORD T.SENSOR ASSY	1	1	1
	49	•2BM18510	BRACKET SENSOR WASTE	1	1	1
	50	•2BM18520	SEAL SENSOR WASTE	1	1	1
	51	2BM02090	PLATE HV D1	1	1	1
	52	2BM02100	PLATE HV D2	1	1	1
	53	2BM42030	BRACKET CONN DRUM	1	1	1
	54	2BM42440	SPRING CONN DRUM	2	2	2
	55	2BM02200	BRACKET CONN D12	1	1	1
	56	2BM02220	SPRING CONNECTOR	8	8	8
	57	2BM02230	BRACKET CONN D34	2	2	2
●	58	2BM28270	PWD HV DLP	1	1	1
	59	2BM42450	STUD SCREW 485	4	4	4
	60	2BM42010	SPRING CONN FEED	4	4	4
	61	2BM02490	PLATE ANKER A	1	1	1
	62	2BM41080	STUD SCREW 465	2	2	2
	63	2BM00160	RAIL LOW R ASSY	1	1	1
	64	•2BM02640	STAY RAIL LOW R B	1	1	1
	65	•2BM42730	SHIELD REG SENSOR A	1	1	1
	66	•2BM02670	SLIDE RAIL LOW	1	1	1
	67	•2BM02630	STAY RAIL LOW R A	1	1	1
	68	2BM00170	RAIL LOW L ASSY	1	1	1
	69	•2BM02650	STAY RAIL LOW L A	1	1	1
	70	•2BM02670	SLIDE RAIL LOW	1	1	1
	71	•2BM02660	STAY RAIL LOW L B	1	1	1
	72	2BM02930	HOLDER FRONT	2	2	2
	73	2BM02210	SCREW CONNECTOR	10	10	10
●	74	2BM00950	DUCT WASTE TONER UNIT	1	1	1
●	75	2BM68120	HOLDER SW OIL ASSY	1	1	1
	76	2BM00190	RAIL PRO L ASSY	1	1	1
	77	•2BM02750	STAY RAIL PRO L A	1	1	1
	78	•2BM02700	SLIDE RAIL PRO	1	1	1
	79	•2BM02760	STAY RAIL PRO L B	1	1	1
	80	•2BM42630	SEAL RAIL PRO B	2	2	2

- Parts with "•" are component parts or sub-assemblies of the assembly appearing immediately above them.
- Parts with "●" indicates the Service parts.

- Parts with "••" are component parts or sub-assembly with "•" appearing immediately above them.

FIG. 2 FRAME UNIT I

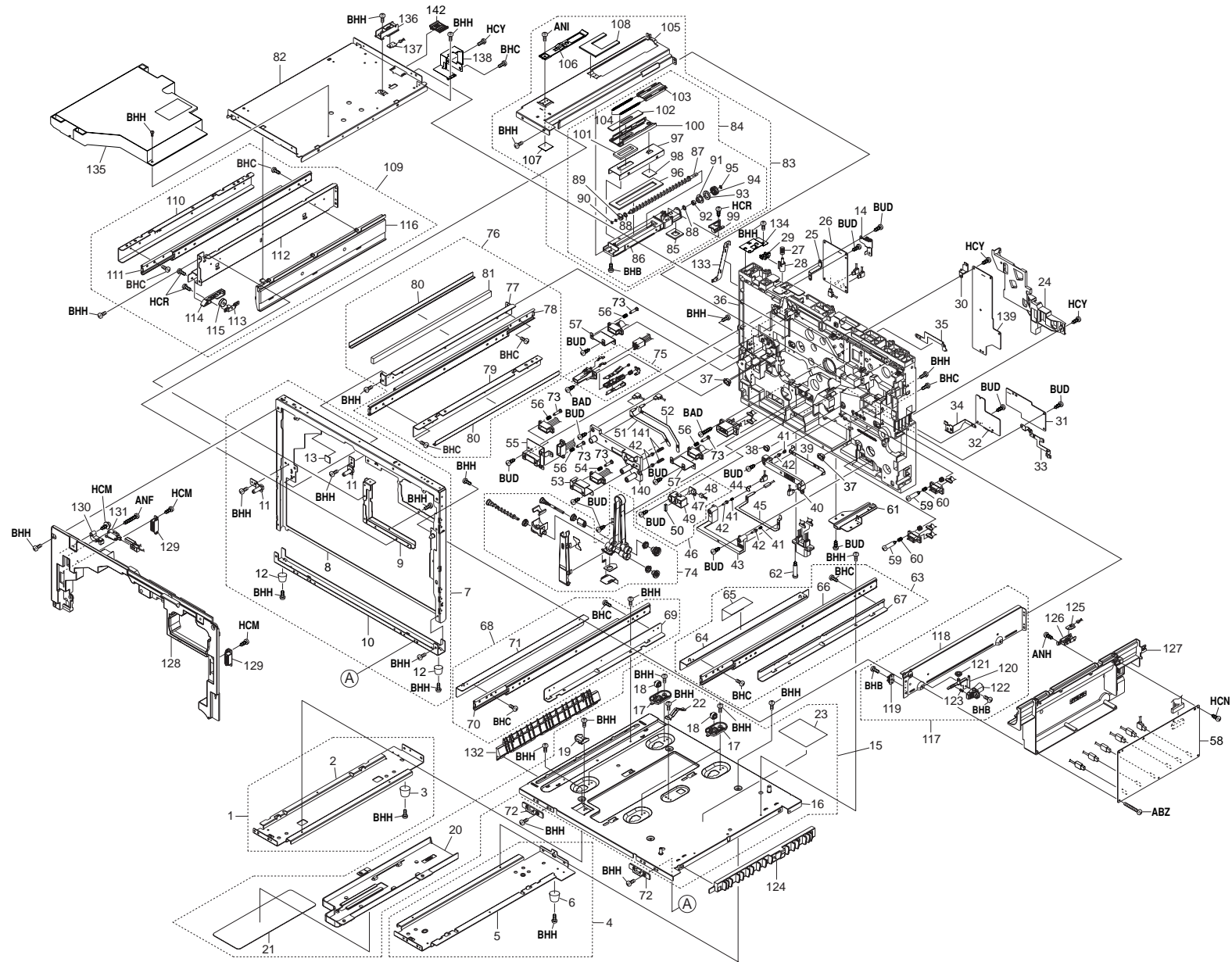


FIG. 2 FRAME UNIT I

2A6

SP	Ref. No.	Part. No.	Description	Quantity		
				120V	230V	240V
●	81	•2BM42620	SEAL STAY PRO A	1	1	1
	82	2BM02850	PLATE SCANNER BASE	1	1	1
	83	2BM00790	FEED TONER D4 ASSY	1	1	1
	84	•2BM68090	FEED TONER ASSY	1	1	1
	85	••2BM15970	SEAL FEED TK C	1	1	1
	86	••2BM15910	CASE FEED TK	1	1	1
	87	••2BM15930	SCREW FEED TK	1	1	1
	88	••2BM15960	SEAL FEED TK B	2	2	2
	89	••2BM15920	BUSH FEED TK	1	1	1
	90	••2BM42280	CUT WASHER	1	1	1
	91	••2BM42240	BKT SEAL OIL	1	1	1
	92	••2BM14390	OIL SEAL	1	1	1
	93	••2BM42220	BUSH SCREW TK F	1	1	1
	94	••2BM42250	GEAR FEED TK Z23	1	1	1
	95	••2BM40060	CUT WASHER	1	1	1
	96	••2BM15950	SEAL FEED TK A	1	1	1
	97	••2BM15940	PLATE FEED TK	1	1	1
	98	••2BM42310	SEAL FEED TK D	1	1	1
	99	••2BM14640	GUIDE SCREW D14	1	1	1
	100	••2BM14200	GUIDE SHUTTER D1234	1	1	1
	101	••2BM14260	SEAL GUIDE T D1234	1	1	1
	102	••2BM14250	SEAL SHUTTER D1234	1	1	1
	103	••2BM14240	SHUTTER D1234	1	1	1
	104	••2BM14230	SPRING SHUTTER D1234	2	2	2
	105	•2BM00150	STAY MIDDLE ASSY	1	1	1
●	106	•2BM14120	LOCK SHUTTER D1234	1	1	1
	107	•2BM42600	SEAL FEED TONER	1	1	1
	108	•2BM42480	SEAL FEED TK E	1	1	1
	109	2BM00180	RAIL PRO R ASSY	1	1	1
	110	•2BM02690	STAY RAIL PRO R B	1	1	1
	111	•2BM02700	SLIDE RAIL PRO	1	1	1
	112	•2BM02680	STAY PRO R ASSY	1	1	1
	113	•2BM02730	SUPPORT PULLEY TRANS	1	1	1
	114	•2BM02720	BKT PULLEY IMAGE	1	1	1
	115	•2BM02740	PULLEY IMAGE L	1	1	1
	116	•2BM02710	GUIDE CONTAINER D4	1	1	1
	117	2BM00200	RAIL IMAGE R ASSY	1	1	1
	118	•2BM02780	RAIL IMAGE R	1	1	1
	119	•2BM42040	STOPPER IMAGE	1	1	1
●	120	•2BM02790	BRACKET LOCK IMAGE	1	1	1

SP	Ref. No.	Part. No.	Description	Quantity		
				120V	230V	240V
●	121	•2BM02810	PULLEY IMAGE	1	1	1
●	122	•2BM02800	LEVER LOCK IMAGE	1	1	1
	123	•2BM02820	SPRING LOCK IMAGE	1	1	1
	124	2BM02560	GUIDE PAPER IN	1	1	1
●	125	2BM01270	P.W.BOARD KP-896 ASSY	1	1	1
	126	2BM42260	BKT SENSOR LOW D4	1	1	1
	127	2BM02890	COVER HV DLP	1	1	1
	128	2BM04310	INNER FRONT COVER	1	1	1
	129	60804120	MAGNET CATCH	2	2	2
	130	2BM02060	LEVER INTER LOCK	1	1	1
●	131	2BM26130	INTERLOCK SWITCH	1	1	1
	132	2BM02570	GUIDE PAPER OUT	1	1	1
	133	2BM42560	PLATE EARTH L	1	1	1
	134	2BM42570	PLATE EARTH FG	1	1	1
●	135	5PLPXBEAPKX	LK-800 SCANNER UNIT	1	1	1
	136	2BM42270	BKT SENSOR UP D4	1	1	1
●	137	2BM01260	P.W.BOARD KP-895 ASSY	1	1	1
	138	2BM42540	PLATE EARTH DRV TK A	1	1	1
●	139	2BM28250	PWB HV DC	1	1	1
	140	2BM02080	COVER HV DRUM	1	1	1
	141	2BM02120	SPRING HV L	2	2	2
	142	2A614010	DETECTION PLATE D14,DEVELOPING(F)	1		
	142	2A614020	DETECTION PLATE D14,DEVELOPING(G)		1	1

- Parts with "•" are component parts or sub-assemblies of the assembly appearing immediately above them.
- Parts with "●" indicates the Service parts.

- Parts with "••" are component parts or sub-assembly with "•" appearing immediately above them.

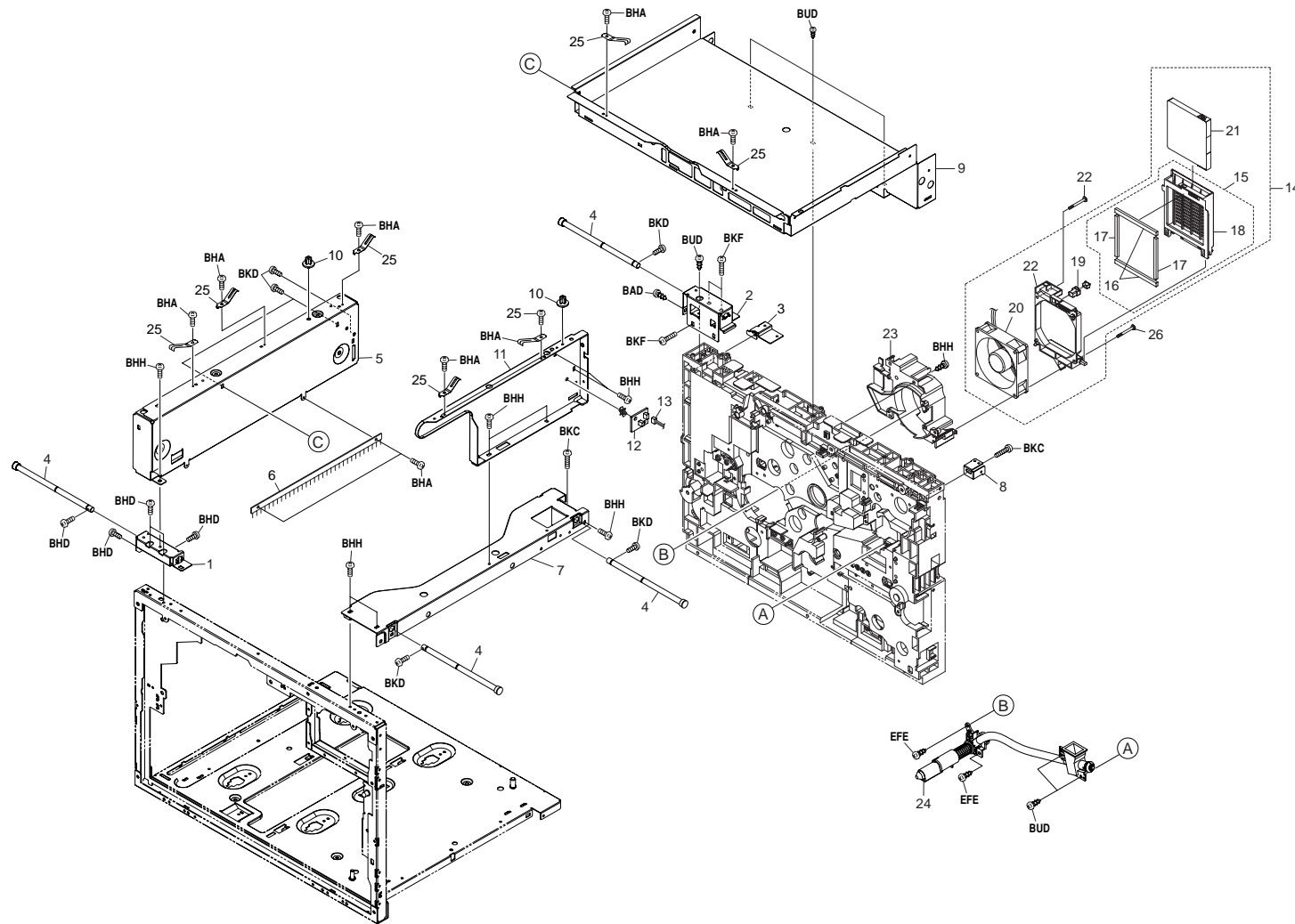


FIG. 3 FRAME UNIT II

SP	Ref. No.	Part. No.	Description	Quantity		
				120V	230V	240V
	1	2A602110	LEFT FRONT HOLDER,HANDLE	1	1	1
	2	2A602120	LEFT REAR HOLDER,HANDLE	1	1	1
	3	2A602160	LEFT REAR MOUNT,HOLDER	1	1	1
	4	2AV02170	SHAFT,HANDLE	4	4	4
	5	2A602010	LEFT STAY	1	1	1
●	6	66321360	STATIC ELIMINATOR,EJECT	1	1	1
	7	2A602020	LOWER RIGHT STAY	1	1	1
	8	2A602150	RIGHT REAR MOUNT,HOLDER	1	1	1
	9	2A602040	REAR STAY	1	1	1
	10	2A612360	PIN,SCANNER POSITIONING	2	2	2
	11	2A602030	UPPER RIGHT STAY	1	1	1
●	12	2BM27890	HUMIDITY SENSOR	1	1	1
	13	2A627840	WIRE,MACHINE INSIDE SENSOR	1	1	1
	14	2BM00900	FAN UNIT	1	1	1
	15	●2BM68220	COVER OZONE ASSY	1	1	1
	16	●●2BM42050	SEAL OZON A	2	2	2
	17	●●2BM42060	SEAL OZON B	2	2	2
	18	●●2BM02470	COVER OZON	1	1	1
	19	●2BM02460	LUTCH	1	1	1
●	20	●2BM42200	FAN MOTOR	1	1	1
●	21	●2BM42790	FILTER KIT	1	1	1
	22	●2BM02450	HOLDER OF	1	1	1
	23	2BM23010	DACT FAN	1	1	1
●	24	2BM00940	TUBE TONER D4 ASS'Y	1	1	1
	25	2A626150	LOWER GRAND PLATE,SCANNER	7	7	7
	26	2BM17960	SCREW FAN BELT	2	2	2

- Parts with "●" are component parts or sub-assemblies of the assembly appearing immediately above them.
- Parts with "●●" indicates the Service parts.

- Parts with "●●" are component parts or sub-assembly with "●" appearing immediately above them.

FIG. 4 FRAME PROCESS UNIT

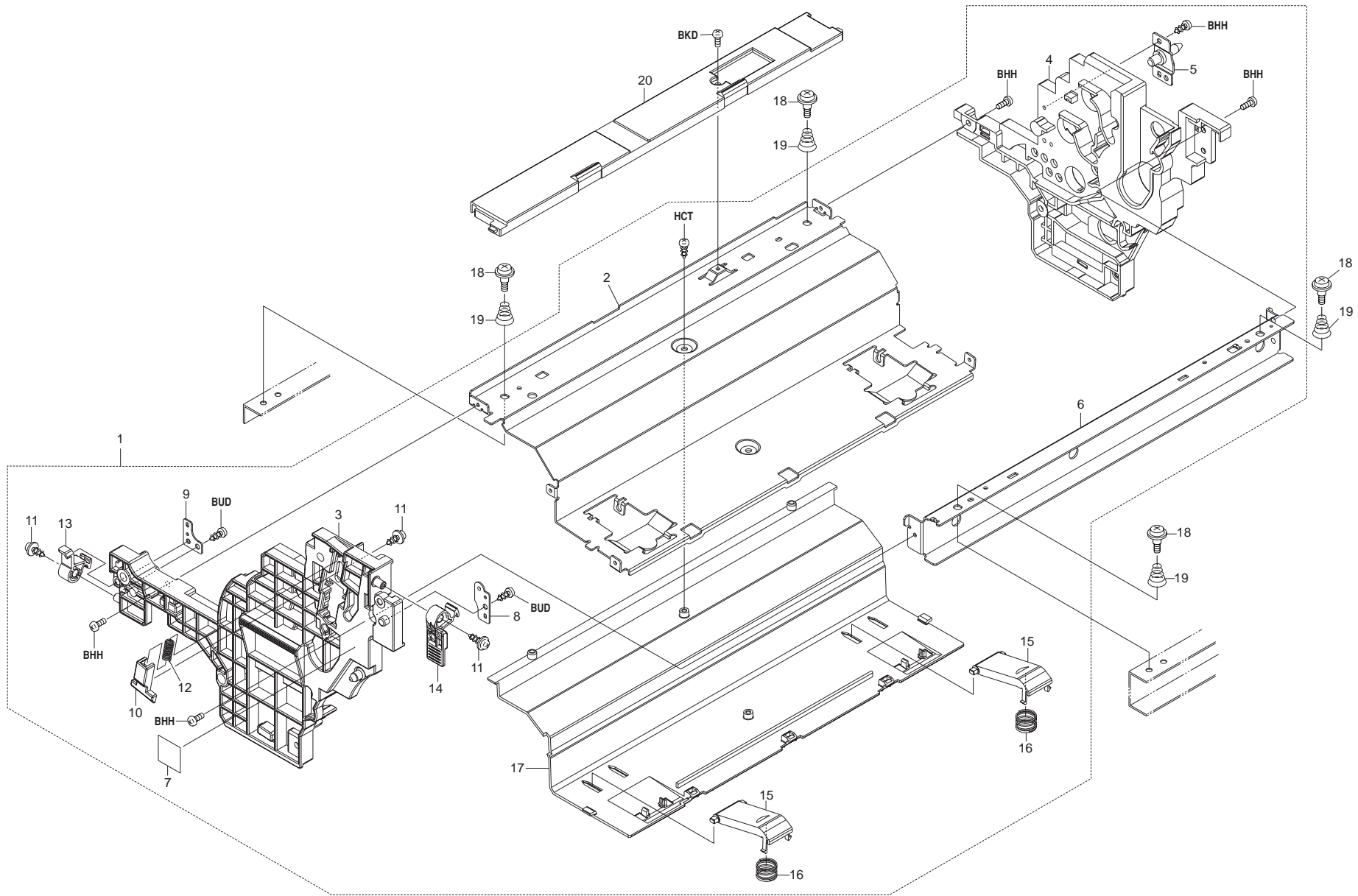


FIG. 4 FRAME PROCESS UNIT

2A6

SP	Ref. No.	Part. No.	Description	Quantity		
				120V	230V	240V
	1	2BM00210	FRAME PROCESS ASSY	1	1	1
	2	•2BM08530	STAY PROCESS BASE	1	1	1
	3	•2BM08510	FRAME FRONT PROCESS	1	1	1
	4	•2BM08520	FRAME REAR PROCESS	1	1	1
	5	•2BM08560	PIN REAR PROCESS	1	1	1
	6	•2BM08540	STAY ACCURIDE PRO R	1	1	1
	7	•2BM05220	LABEL CLEANER	1	1	1
	8	•2BM02980	PLATE LOCK L	1	1	1
	9	•2BM02990	PLATE LOCK R	1	1	1
	10	•2BM08570	LOCK MCH	1	1	1
●	11	•5MMT273S2004	TP SCREW	3	3	3
	12	•2BM08580	SPRING LOCK MCH	1	1	1
●	13	•2BM08590	LOCK PROCESS	1	1	1
●	14	•2BM42430	LOCK PROCESS R	1	1	1
	15	•2BM08610	PRESS ARM D4	2	2	2
	16	•2BM08620	SPRING D4 PROCESS	2	2	2
	17	•2BM08550	COVER BOTTOM PROCESS	1	1	1
	18	2BM02840	SCREW PROCESS	4	4	4
	19	2BM42660	SPRING FRAME PRO	4	4	4
	20	2BM02830	COVER LEFT PROCESS	1	1	1

- Parts with "•" are component parts or sub-assemblies of the assembly appearing immediately above them.
- Parts with "●" indicates the Service parts.

- Parts with "••" are component parts or sub-assembly with "•" appearing immediately above them.

FIG. 5 DRIVE UNIT I

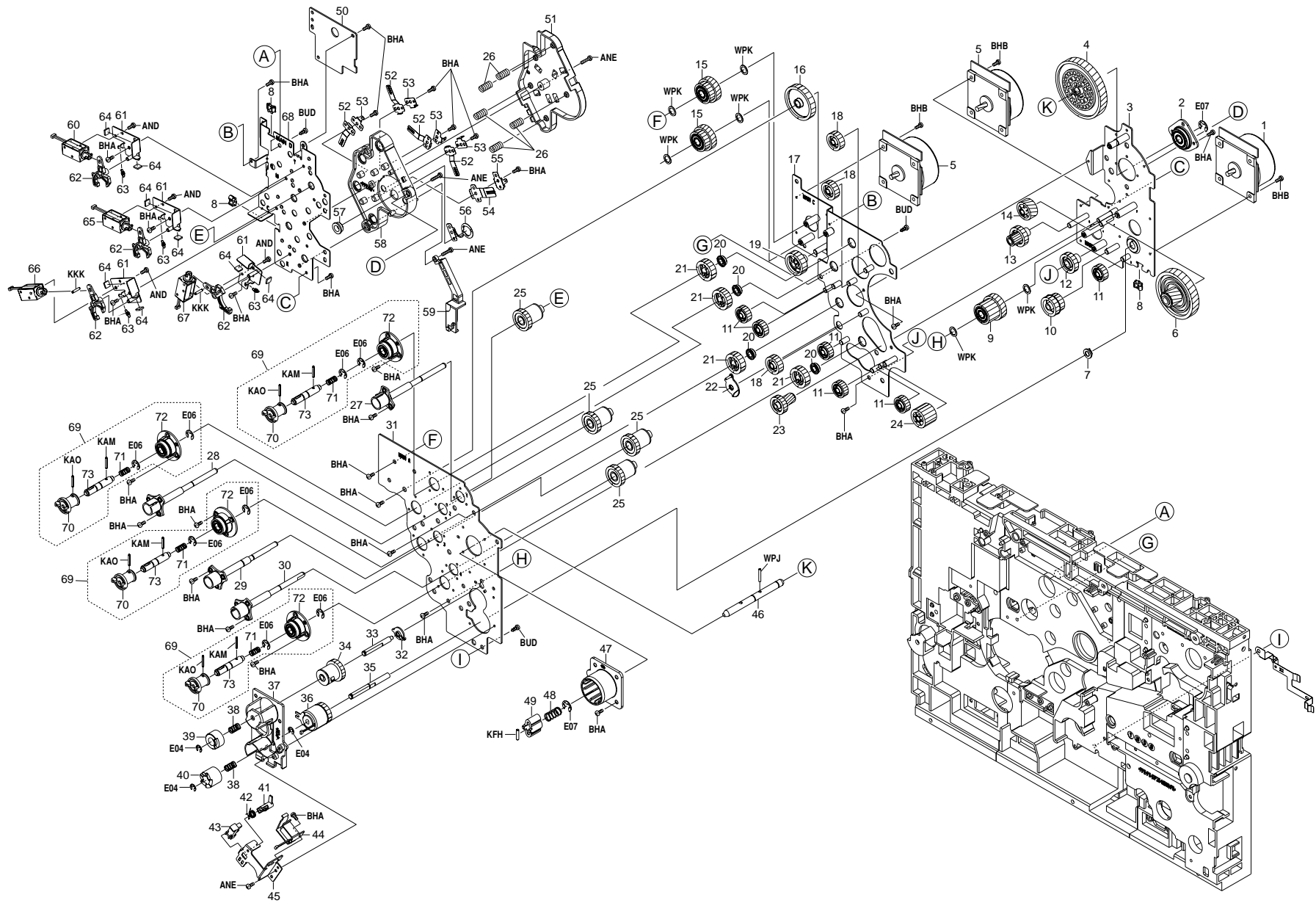


FIG. 5 DRIVE UNIT I

2A6

SP	Ref. No.	Part. No.	Description	Quantity		
				120V	230V	240V
●		2BM93040	DR-800A(DRIVE UNIT A)	1	1	1
●	1	•2BM27690	MOTOR MAIN	1	1	1
	2	•2BM22200	HOLDER ASSY B	1	1	1
	3	•2BM22020	PLATE DRIVE MAIN B	1	1	1
●	4	•2BM22050	GEAR Z144H	1	1	1
●	5	•2BM27700	MOTOR DLP	2	2	2
●	6	•2BM22060	GEAR Z36H Z117H	1	1	1
●	7	•2BM22360	BUSH 6-9-4	1	1	1
	8	•M2104260	EDGING,EDS-0607U(KITAGAWA)	3	3	3
●	9	•2BM22070	GEAR Z30 Z58H ASSY	1	1	1
●	10	•2BM22090	GEAR Z25 Z29	1	1	1
●	11	•2BM22170	GEAR Z23 IDLE	6	6	6
●	12	•2BM22100	GEAR Z29 IDLE	1	1	1
●	13	•2BM22160	GEAR Z14 Z29	1	1	1
●	14	•2BM22140	GEAR Z43H	1	1	1
●	15	•2BM22080	GEAR Z30 Z57H ASSY	2	2	2
●	16	•2BM23760	GEAR Z53	1	1	1
	17	•2BM22030	PLATE DEIVE MAIN C	1	1	1
●	18	•2BM22110	GEAR Z26 IDLE	3	3	3
●	19	•2BM23750	GEAR Z34	1	1	1
	20	•34922480	BEARING,REGISTRATION FULCRUM	4	4	4
●	21	•2BM22130	GEAR Z30 JOINT MIX	4	4	4
●	22	•2BM23800	BUSH MAIN C	1	1	1
●	23	•2BM22150	GEAR Z21H Z26	1	1	1
●	24	•2BM22180	GEAR Z28	1	1	1
●	25	•2BM23720	CLUTCH ASSY 2	4	4	4
	26	•2BM23780	SPRING HV	5	5	5
	27	•2BM22220	HOLDER ASSY CHY	1	1	1
	28	•2BM22230	HOLDER ASSY CHM	1	1	1
	29	•2BM22240	HOLDER ASSY CHC	1	1	1
	30	•2BM22250	HOLDER ASSY CHK	1	1	1
	31	•2BM22010	PLATE DRIVE MAIN A	1	1	1
●	32	•2BM22270	BUSH CL CAM	1	1	1
	33	•2BM22420	SHAFT JOINT CAM	1	1	1
●	34	•2BM22280	CLUTCH ASSY CAM	1	1	1
	35	•2BM22430	SHAFT JOINT SCREW	1	1	1
●	36	•2BM27630	CLUTCH 26-C	1	1	1
	37	•2BM22260	HOUSING CL CAM	1	1	1
	38	•2BM22460	SPRING JOINT CAM	2	2	2
●	39	•2BM22330	JOINT CAM	1	1	1

- Parts with "•" are component parts or sub-assemblies of the assembly appearing immediately above them.
- Parts with "●" indicates the Service parts.

SP	Ref. No.	Part. No.	Description	Quantity		
				120V	230V	240V
●	40	•2BM22320	JOINT ROLL SCREW	1	1	1
●	41	•2BM22350	ACUTUATER CAM	1	1	1
	42	•2BM22470	SPRING ACUTUATOR	1	1	1
●	43	•2BM27240	PT.SENSOR GP1S74P	1	1	1
●	44	•2BM27640	SOLENOID CAM	1	1	1
	45	•2BM22380	PLATE SENSOR	1	1	1
	46	•2BM22400	SHAFT JOINT DRUM	1	1	1
	47	•2BM22190	HOLDER ASSY A	1	1	1
	48	•2BM22450	SPRING JOINT DRUM	1	1	1
	49	•2BM23830	JOINT DRUM	1	1	1
●	50	•2BM01170	P.W.BOARD KP-824 ASSY	1	1	1
	51	•2BM22500	LID HV UNIT	1	1	1
	52	•2BM22510	EARTH DLP	4	4	4
	53	•2BM22530	PLATE HV JOINT	4	4	4
	54	•2BM22520	EARTH DRUM	1	1	1
	55	•2BM22540	PLATE HV DRUM	1	1	1
	56	•2BM23810	EARTH DRUM T1	1	1	1
●	57	•5MMM176C003	METAL BUSH KD	1	1	1
	58	•2BM22490	CASE HV JOINT DLP	1	1	1
	59	•2BM23730	HOLDER HARNESS D	1	1	1
●	60	•2BM27650	SOLENOID Y	1	1	1
	61	•2BM22370	PLATE SOLENOID	4	4	4
	62	•2BM22340	LEVER SOLENOID	4	4	4
	63	•2BM22440	SPRING LEVER	4	4	4
	64	•2BM22480	SEAL SOLENOID	8	8	8
●	65	•2BM27660	SOLENOID M	1	1	1
●	66	•2BM27670	SOLENOID C	1	1	1
●	67	•2BM27680	SOLENOID K	1	1	1
	68	•2BM22040	PLATE DRIVE MAIN D	1	1	1
	69	•2BM68230	SHAFT JOINT MIX ASSY	4	4	4
	70	•2BM23820	JOINT MIX	4	4	4
	71	•2BM23660	SPRING JOINT MIX	4	4	4
	72	•2BM23770	HOUSING JOINT ASSY	4	4	4
	73	•2BM22410	SHAFT JOINT MIX	4	4	4

- Parts with "••" are component parts or sub-assembly with "•" appearing immediately above them.

FIG. 6 DRIVE UNIT II

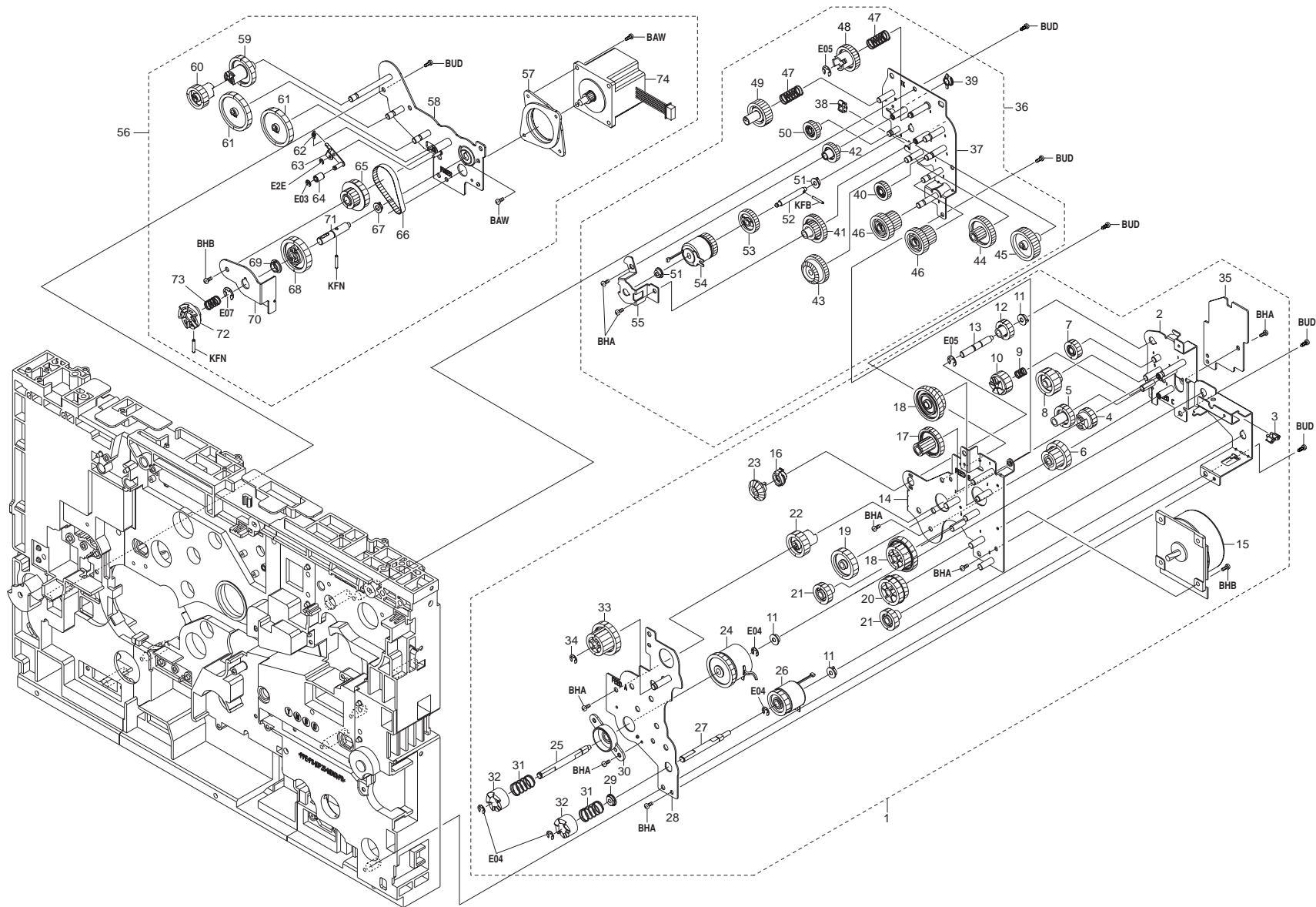


FIG. 6 DRIVE UNIT II

2A6

SP	Ref. No.	Part. No.	Description	Quantity		
				120V	230V	240V
●	1	2BM93050	DR-800B(DRIVE UNIT B)	1	1	1
	2	•2BM22570	PLATE DRIVE FEED C	1	1	1
	3	•M2104260	EDGING,EDS-0607U(KITAGAWA)	1	1	1
●	4	•2BM22640	GEAR Z23 JO	1	1	1
●	5	•2BM22620	GEAR Z26	1	1	1
●	6	•2BM22650	GEAR Z33 Z23	1	1	1
●	7	•2BM22690	GEAR Z21	1	1	1
●	8	•2BM22630	GEAR Z14 Z30	1	1	1
	9	•2BM22850	SPRING JOINT LOW	1	1	1
●	10	•2BM22660	GEAR Z25 JOINT	1	1	1
●	11	•2BM07330	BUSH METAL	3	3	3
●	12	•2BM22670	GEAR Z22 JOINT BE	1	1	1
	13	•2BM22830	SHAFT JOINT BEVEL	1	1	1
	14	•2BM22560	PLATE DRIVE FEED B	1	1	1
●	15	•2BM27690	MOTOR MAIN	1	1	1
●	16	•2BM22760	BUSH SHAFT 6	1	1	1
●	17	•2BM22700	GEAR Z14 Z36	1	1	1
●	18	•2BM22580	GEAR Z30 Z66H	2	2	2
●	19	•2BM22610	GEAR Z36	1	1	1
●	20	•2BM22590	GEAR Z33 Z47H	1	1	1
●	21	•2BM22600	GEAR Z24	2	2	2
●	22	•2BM22740	GEAR Z29 JO	1	1	1
●	23	•2BM22680	GEAR BEVEL Z20	1	1	1
●	24	•2BM27750	CLUTCH REGIST	1	1	1
	25	•2BM22820	SHAFT JOINT REGIST	1	1	1
●	26	•2BM27760	CLUTCH 26-A	1	1	1
	27	•2BM22810	SHAFT JOINT MID	1	1	1
	28	•2BM22550	PLATE DRIVE FEED A	1	1	1
●	29	•2BM14060	BUSH CLUTCH D1234	1	1	1
	30	•2BM22750	HOUSING CL REGIST	1	1	1
	31	•2BM22840	SPRING JOINT REGIST	2	2	2
●	32	•2BM22790	JOINT ROLL REGIST	2	2	2
●	33	•2BM22710	GEAR Z27 Z40	1	1	1
●	34	•2BM40060	CUT WASHER	1	1	1
●	35	•2BM01160	P.W.BOARD KP-822 ASSY	1	1	1
●	36	2A600220	TONER CONT. DRIVE ASS'Y	1	1	1
	37	•2BM22860	PLATE DRIVE TK	1	1	1
	38	•M2104260	EDGING,EDS-0607U(KITAGAWA)	1	1	1
●	39	•2BM22770	BUSH POM MID	1	1	1
●	40	•2BM23690	GEAR Z23 TK1	1	1	1

- Parts with "•" are component parts or sub-assemblies of the assembly appearing immediately above them.
- Parts with "●" indicates the Service parts.

SP	Ref. No.	Part. No.	Description	Quantity		
				120V	230V	240V
●	41	•2BM22920	GEAR Z21 Z36	1	1	1
●	42	•2BM22950	GEAR Z24 L	1	1	1
●	43	•2BM23710	GEAR Z37 BEVEL Z25	1	1	1
●	44	•2BM22930	GEAR Z14 Z40	1	1	1
●	45	•2BM22940	GEAR Z41	1	1	1
●	46	•2BM22910	GEAR Z23 Z33	2	2	2
	47	•2BM22990	SPRING JOINT TK	2	2	2
	48	•2A622010	JOINT SCRAPER CI	1	1	1
●	49	•2BM22880	JOINT TK FEED	1	1	1
●	50	•2BM23700	GEAR Z23 TK2	1	1	1
●	51	•2BM07330	BUSH METAL	2	2	2
	52	•2BM22980	SHAFT JOINT TK	1	1	1
●	53	•2BM22970	GEAR Z30 CL TK	1	1	1
●	54	•2BM27950	CLUTCH 26-G	1	1	1
	55	•2BM22870	HOLDER CL TK	1	1	1
●	56	2BM68110	DRIVE ASSY C	1	1	1
	57	•2BM23610	HOLDER ST MOTOR	1	1	1
	58	•2BM23510	PLATE DRIVE FUSER A	1	1	1
●	59	•2BM23570	GEAR Z40 JO	1	1	1
●	60	•2BM22740	GEAR Z29 JO	1	1	1
●	61	•2BM23560	GEAR Z51	2	2	2
	62	•2BM22440	SPRING LEVER	1	1	1
	63	•2BM23530	PLATE PULLEY	1	1	1
●	64	•2BM23580	PULLEY BELT	1	1	1
●	65	•2BM23540	GEAR P50 Z23	1	1	1
●	66	•2BM23630	BELT S2M138	1	1	1
●	67	•5MMM176CJ005	BUSHING SBK	1	1	1
●	68	•2BM23550	GEAR Z46 JOINT FUSER	1	1	1
●	69	•5MVM170XN002	BUSH MAG	1	1	1
	70	•2BM23520	HOLDER SHAFT FUSER	1	1	1
	71	•2BM23600	SHAFT JOINT FUSER	1	1	1
●	72	•2BM23590	JOINT FUSER	1	1	1
	73	•2BM23620	SPRING JOINT FUSER	1	1	1
●	74	•2BM27790	MOTOR STEP	1	1	1

- Parts with "••" are component parts or sub-assembly with "•" appearing immediately above them.

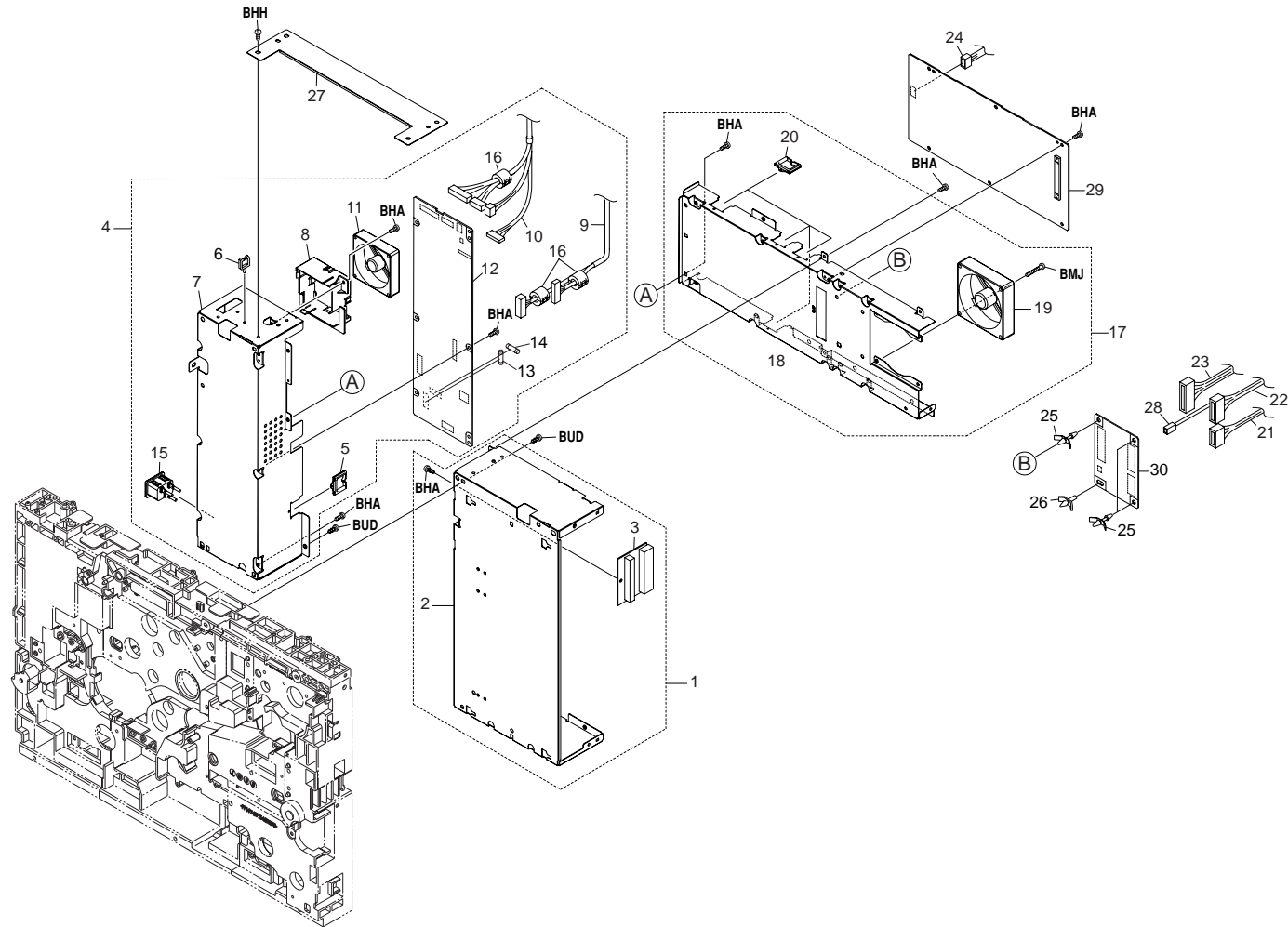


FIG. 7 CONTROLLER BOX

2A6

SP	Ref. No.	Part. No.	Description	Quantity		
				120V	230V	240V
●	1	2BM01020	CONT BOX	1	1	1
	2	•2BM00960	BOX CONTROLLER ASSY	1	1	1
	3	•2BM01070	P.W.BOARD KP-802 ASSY	1	1	1
	4	2A601090	POWER SOURCE ASS'Y(100)	1		
	4	2A601103	POWER SOURCE ASS'Y(200)		1	
	4	2A601150	POWER SOURCE ASS'Y(200 EXP)			1
	5	•M2104220	EDGING,EDS-1717U	1	1	1
	6	•M2105740	MINIATURE CLAMP,UAMS-05S-2	1	1	1
	7	•2A626090	MOUNT,POWER SOURCE	1	1	1
	8	•2A626130	MOUNT FAN	1	1	1
●	9	•2A627470	WIRE,PRIMARY	1	1	1
	10	•2A627680	WIRE,ENGINE MAIN PCB POWER SOURCE	1	1	1
	11	•34927070	FAN,COOLING	1	1	1
	12	•2A628060	POWER SOURCE PCB(100)	1		
	12	•2A628070	POWER SOURCE PCB(200)		1	1
	13	••M5561000	FUSE,CES6-N1(SOC)	1		
	13	••M1656050	FUSE,21506.3(LITTEL-FUSE)		1	1
	14	••M5560020	FUSE,CES6-N1-10A(SOC)	1		
	15	•2BM27860	CONN.CORD PS1 ASSY	1	1	1
	16	•2A627930	CORE 11-25X14		3	
●	17	2A601110	ENGINE MAIN PCB MOUNT ASS'Y	1	1	1
	18	•2A626220	MOUNT,MAIN PCB	1	1	1
	19	•2BM27970	FAN MOTOR	1	1	1
	20	•M2104220	EDGING,EDS-1717U	4	4	4
	21	2A627650	JUNCTION WIRING,INTERFACE CONTROL	1	1	1
	22	2A627660	JUNCTION WIRING,INTERFACE DATA	1	1	1
	23	2A627170	WIRE,ENGINE MAIN PCB	1	1	1
	24	2A627510	WIRE,FACE DOWN	1	1	1
	25	M2108000	SPACER,KGLS-3S	3	3	3
	26	M2108600	SPACER,PHD-08(KITAGAWA)	1	1	1
●	27	2BM42510	PLATE CONTROLLER A	1	1	1
	28	2A627800	WIRE,POWER SOURCE DETECTION	1	1	1
	29	2A601060	ENGINE MAIN PCB ASS'Y	1	1	1
	30	2A693010	PARTS,PCB ENGINE INTERFACE(SP)	1	1	1

- Parts with "•" are component parts or sub-assemblies of the assembly appearing immediately above them.
- Parts with "●" indicates the Service parts.

- Parts with "••" are component parts or sub-assembly with "•" appearing immediately above them.

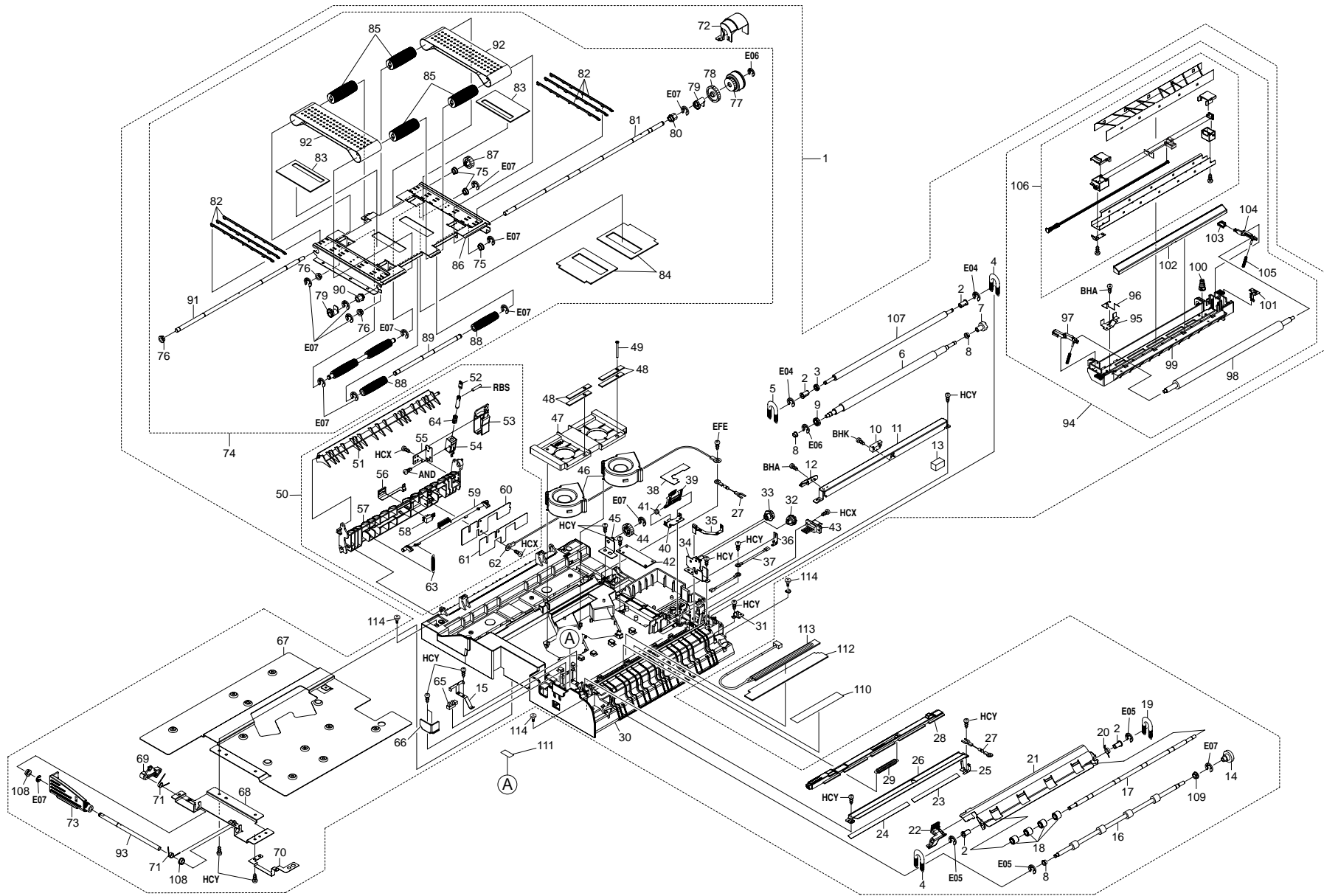


FIG. 8 FEED UNIT

2A6

SP	Ref. No.	Part. No.	Description	Quantity		
				120V	230V	240V
●	1	2A600230	CONVEYING UNIT ASS'Y	1	1	1
●	2	●2BM17330	BUSH REGIST UP	4	4	4
●	3	●2BM17950	GEAR REGIST Z24	1	1	1
●	4	●2BM17350	SPRING MIDDLE F	2	2	2
●	5	●2BM17420	SPRING REGIST F	1	1	1
●	6	●2A606010	LOWER ROLLER,REGISTRATION	1	1	1
●	7	●2BM17390	JOINT ROLL TRANS	1	1	1
●	8	●2BM21210	BUSH DRUM	3	3	3
●	9	●2BM17380	GEAR REGIST Z32	1	1	1
●	10	●2BM44070	PT.SENSOR KR1207-KM	1	1	1
	11	●2BM43250	PLATE REG SENSOR	1	1	1
	12	●2BM43010	SLOPE IMAGE UNIT	1	1	1
●	13	●2BM17440	PAD REG SENSOR	1	1	1
●	14	●2BM17930	LATCH JOINT	1	1	1
	15	●2BM17100	PLATE EARTH CASE	1	1	1
●	16	●2BM17280	ROLLER MIDDLE	1	1	1
	17	●2BM17300	SHAFT PULLEY MIDDLE	1	1	1
●	18	●2BM17310	PULLEY MIDDLE	4	4	4
●	19	●2BM17360	SPRING MIDDLE R	1	1	1
●	20	●2BM17340	SPRING GUIDE MIDDLE	1	1	1
	21	●2BM17290	GUIDE MIDDLE	1	1	1
	22	●2BM17320	LEVER GUDIE MIDDLE	1	1	1
	23	●2BM17500	SHEET REGIST B	1	1	1
	24	●2BM17490	SHEET REGIST A	1	1	1
	25	●2BM17460	PLATE EARTH REG A	1	1	1
	26	●2BM43260	GUIDE PAPER REGIST	1	1	1
●	27	●2BM17480	HIGH-MEG R ASSY	2	2	2
	28	●2BM17120	PLATE RELEASE	1	1	1
	29	●2BM17130	SPRING RELEASE	1	1	1
	30	●2BM17010	CASE LOW	1	1	1
	31	●2BM17970	PLATE EARTH FEED	1	1	1
●	32	●2BM17260	GEAR JOINT Z22S	1	1	1
●	33	●2BM17270	GEAR Z22S-Z14S	1	1	1
	34	●2BM17250	PLATE GEAR TC	1	1	1
	35	●2BM17090	PLATE CONTACT TRANS	1	1	1
	36	●2BM43130	PLATE CONTACT CHARGE	1	1	1
	37	●2BM44040	CONN CORD FEED DC ASSY	1	1	1
	38	●2BM17110	SEAL MASK PLATE	1	1	1
●	39	●2BM17890	LEVER LOCK TB	1	1	1
	40	●2BM17900	HOLDER LOCK TB	1	1	1

SP	Ref. No.	Part. No.	Description	Quantity		
				120V	230V	240V
	41	●2BM17910	SPRING LOCK TB	1	1	1
●	42	●2A601130	CONVEYING UNIT JUNCTION PCB ASS'Y	1	1	1
●	43	●2BM27260	CONN CORD FEED2 ASSY	1	1	1
●	44	●2BM17240	GEAR IDLE Z24S	1	1	1
	45	●2BM17230	PLATE GEAR FUSER	1	1	1
●	46	●2BM27230	FAN BELT	2	2	2
●	47	●2BM17510	DUCT FEED UP	1	1	1
●	48	●2BM17520	SEAL BELT LOW	4	4	4
	49	●2BM17960	SCREW FAN BELT	4	4	4
●	50	●2BM68160	GUIDE LEFT ASSY	1	1	1
	51	●●2BM17150	GUIDE CHANGE DU	1	1	1
	52	●●2BM17180	PLATE LEVER SOL	1	1	1
	53	●●2BM17170	HOOK LOCK FUSER	1	1	1
●	54	●●2BM27160	SOLENOID FEED	1	1	1
●	55	●●2BM17190	ANGLE SOLENOID	1	1	1
	56	●●2BM43100	PLATE DU SENSOR	1	1	1
	57	●●2BM17140	GUIDE CASE LOW LEFT	1	1	1
●	58	●●2BM27170	PT.SENSOR GP2S30	1	1	1
	59	●●2BM17160	LEVER LOCK CASE LOW	1	1	1
	60	●●2BM17200	COVER GUIDE DU	1	1	1
	61	●●2BM43120	REFLECTOR DU SENSOR	1	1	1
	62	●●2BM44030	CONN.CORD FEED_EARTH ASSY	1	1	1
	63	●●2BM17210	SPRING LOCK FUSER	2	2	2
	64	●●2BM17220	SPRING SOLENOID	1	1	1
●	65	●2BM27240	PT.SENSOR GP1S74P	1	1	1
	66	●2BM43060	PLATE SUPPORT FEED	1	1	1
	67	●2BM17020	PLATE BOTTOM FEED	1	1	1
	68	●2BM17030	PLATE FRONT LEVER	1	1	1
●	69	●2BM17060	HOOK LEVER FRONT	1	1	1
	70	●2BM43070	PLATE EARTH BOTTOM	1	1	1
●	71	●2BM17070	SPRING FRONT LEVER	2	2	2
	72	●2BM17680	COVER CL FEED	1	1	1
●	73	●2BM17050	LEVER FEED FRONT	1	1	1
	74	●2BM68170	BELT ASSY	1	1	1
●	75	●●5MVM122DB003	BUSH POM	3	3	3
●	76	●●5MMM176CJ003	METAL BUSH KD	3	3	3
●	77	●●2BM27210	CLUTCH SP CAM	1	1	1
●	78	●●2BM17620	GEAR Z42S	1	1	1
●	79	●●2BM17610	CAM TRANS	2	2	2
●	80	●●2BM17600	BUSH TRANS UNIT	1	1	1

- Parts with "●" are component parts or sub-assemblies of the assembly appearing immediately above them.
- Parts with "●●" indicates the Service parts.

- Parts with "●●" are component parts or sub-assembly with "●" appearing immediately above them.

FIG. 8 FEED UNIT

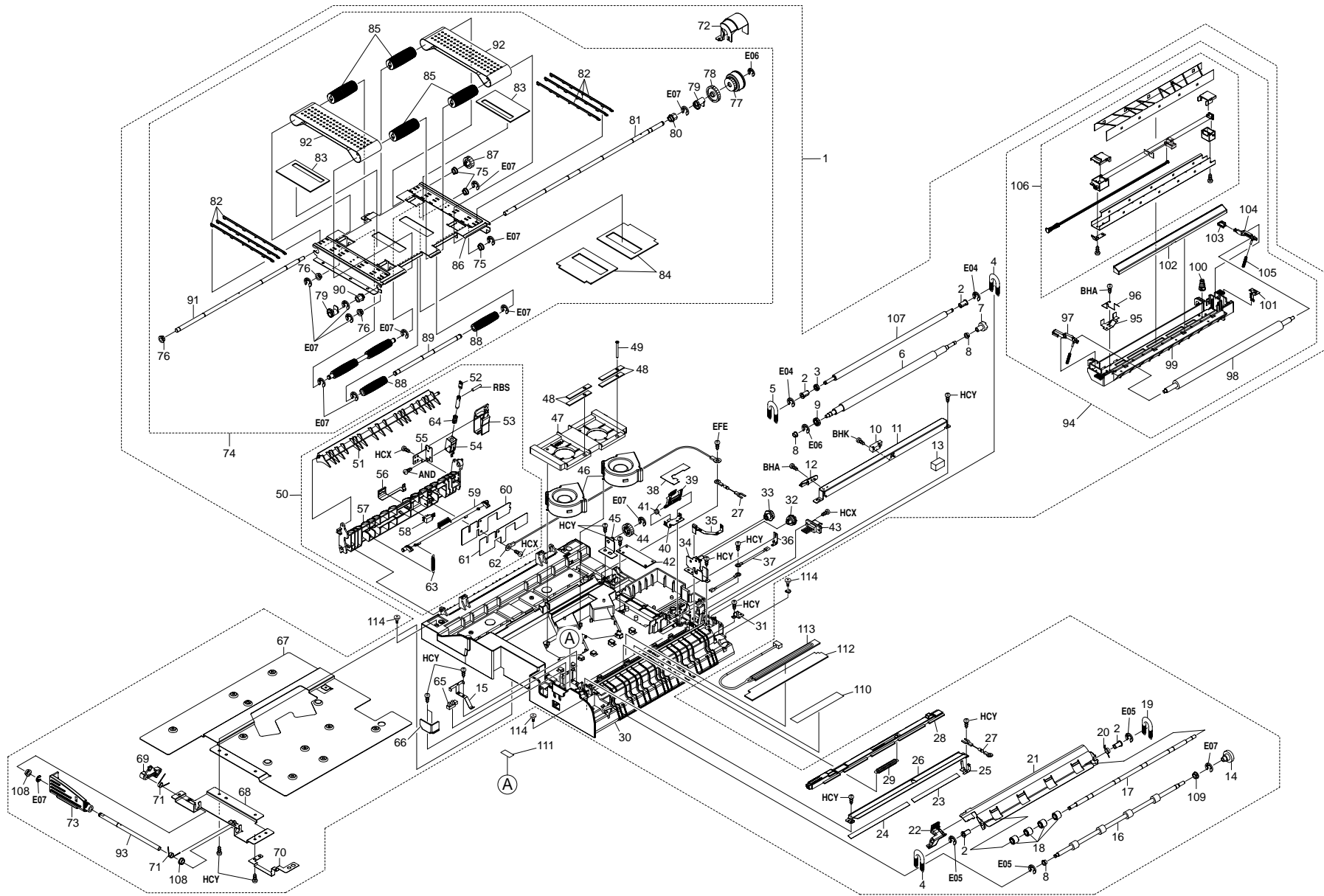


FIG. 8 FEED UNIT

2A6

SP	Ref. No.	Part. No.	Description	Quantity		
				120V	230V	240V
	81	••2BM17590	SHAFT BELT R	1	1	1
	82	••2BM17650	RIB BELT	6	6	6
	83	••2BM43200	SEAL PLATE BELT	2	2	2
	84	••2BM17980	SEAL MASK BELT	2	2	2
●	85	••2BM17550	PULLEY BELT	4	4	4
	86	••2BM17530	PLATE BELT	1	1	1
●	87	••2BM17570	GEAR Z22S	1	1	1
●	88	••2BM17630	PULLEY TENSION BELT	4	4	4
	89	••2BM17640	SHAFT TENSION BELT	2	2	2
	90	••2BM43080	METAL BUSH TRANS	1	1	1
	91	••2BM17560	SHAFT BELT L	1	1	1
●	92	••2BM17540	BELT TRANS	2	2	2
	93	•2BM17040	SHAFT FRONT LEVER	1	1	1
●	94	•5PLPXATAPKX	TR-800S SEC TRANSFER UNIT	1	1	1
	95	••2BM17750	PLATE EARTH WIRE F	1	1	1
	96	••2BM43090	WIRE EARTH GUIDE	1	1	1
	97	••2BM17720	LEVER TRANS F	1	1	1
●	98	••2BM17700	ROLLER TRANSFER	1	1	1
	99	••2BM17690	CASE TRANS	1	1	1
	100	••2BM43230	SPRING CASE UP	1	1	1
	101	••2BM17780	PLATE CONTACT TC	1	1	1
	102	••2BM17710	GUIDE CHUTE LOW	1	1	1
	103	••2BM17740	LEVER TRANS B	1	1	1
	104	••2BM17730	LEVER TRANS R	1	1	1
	105	••2BM17790	SPRING TC	2	2	2
●	106	••5PLPXBAPKX	MK-800D (SC-800 SEPARATE CHARGER)	1		
●	106	••5PLPXBHAPKX	SC-800 SEPARATE CHARGER		1	1
●	107	•2BM17400	ROLLER REGIST UP	1	1	1
●	108	•5MVM122DB003	BUSH POM	2	2	2
●	109	•5MMM176CJ003	METAL BUSH KD	1	1	1
	110	2AB05070	LABEL,HIGH TEMPERATURE CAUTION(EXP)	1	1	1
	111	68305100	CAUTION LABEL,HIGH TEMPERATURE(JPN)	1	1	1
●	112	2A617010	MOUNT, CONVEYING HEATER	1	1	1
●	113	2A627850	HEATER,CONVEYING	1	1	1
	114	2BM02920	SCREW FEED UNIT	3	3	3

- Parts with "•" are component parts or sub-assemblies of the assembly appearing immediately above them.
- Parts with "●" indicates the Service parts.

- Parts with "••" are component parts or sub-assembly with "•" appearing immediately above them.

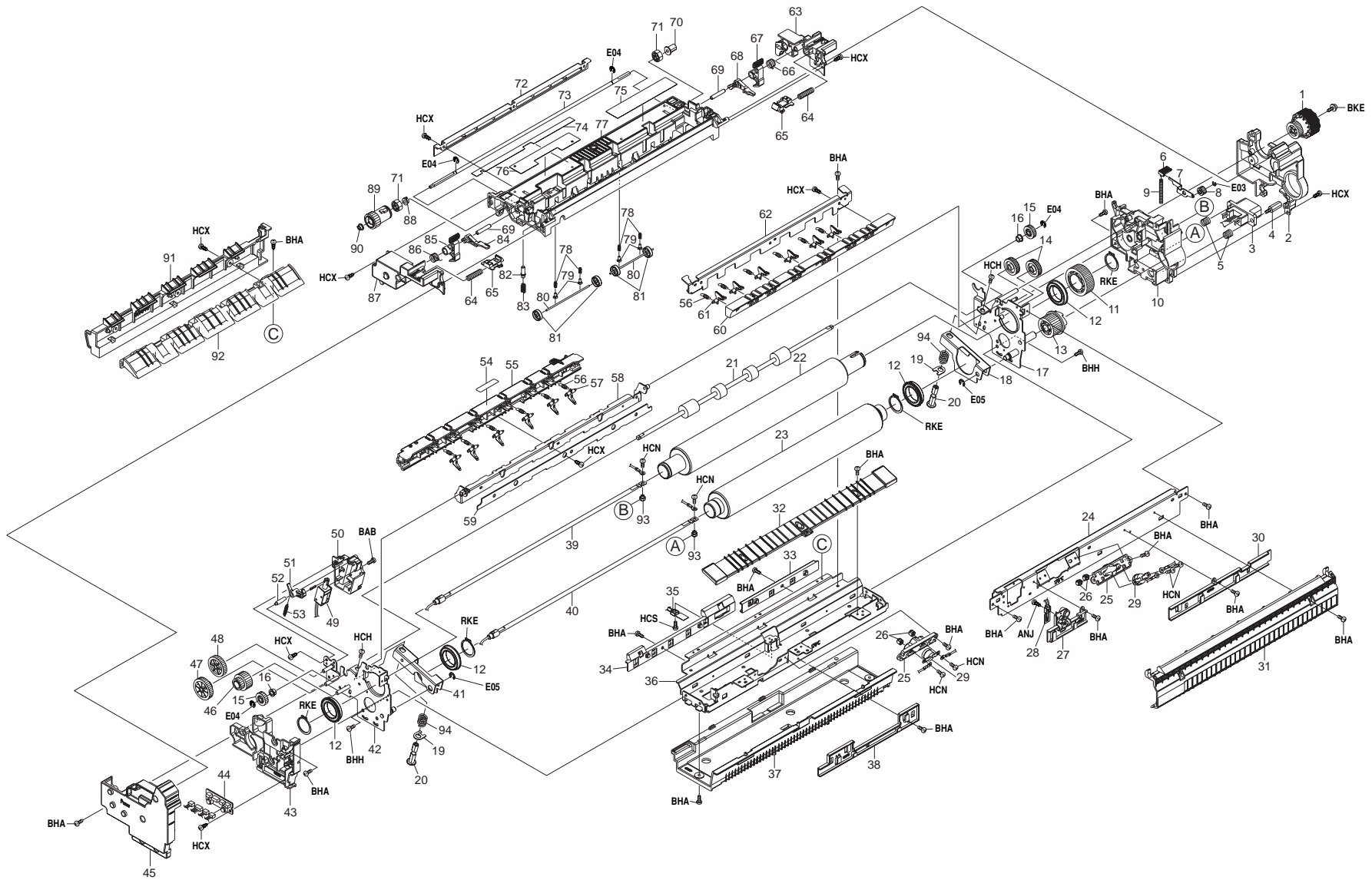


FIG. 9 FUSER UNIT

2A6

SP	Ref. No.	Part. No.	Description	Quantity		
				120V	230V	240V
●		2A693170	PARTS, FIXING UNIT 120	1		
●		2A693180	PARTS, FIXING UNIT 230		1	1
●	1	●2BM20500	HANDLE GEAR	1	1	1
	2	●2BM20380	COVER REAR FUSER	1	1	1
	3	●2A627640	WIRE, FIXING	1	1	1
	4	●2BM41080	STUD SCREW 465	2	2	2
	5	●2BM20430	SPRING CONNECTOR	2	2	2
	6	●2BM20540	LOCK PLATE PUSH	1	1	1
	7	●2BM20530	PLATE LOCK GEAR	1	1	1
●	8	●2BM20510	GEAR LOCK Z10	1	1	1
●	9	●2BM20550	SPRING LOCK GEAR	1	1	1
	10	●2BM20410	BKT LAMP REAR	1	1	1
●	11	●2BM20030	GEAR FUSER Z43	1	1	1
●	12	●2BM20040	BEARING FUSER	4	4	4
●	13	●2BM20450	GEAR INPUT Z30	1	1	1
●	14	●2BM20460	GEAR IDLE Z24	2	2	2
●	15	●2BM20520	GEAR EXIT ROLL Z18	2	2	2
●	16	●2BM21210	BUSH DRUM	2	2	2
	17	●2BM20150	FRAME REAR FUSER	1	1	1
	18	●2BM20160	PLATE PRESS REAR	1	1	1
	19	●2BM41010	PLATE PIN PRESSURE	2	2	2
●	20	●2BM20170	PIN PRESSURE	2	2	2
●	21	●2BM20560	ROLLER EXIT	1	1	1
●	22	●2BM20010	ROLLER FIX	1	1	1
●	23	●2BM20020	ROLLER PRESS	1	1	1
	24	●2BM20270	FRAME TOP FUSER	1	1	1
	25	●2BM20310	BKT THERMOSTAT	2	2	2
	26	●5MMT163SN006	NUT FUSER A	4	4	4
	27	●2BM20290	BKT THERMISTOR UP	1	1	1
●	28	●2BM20830	THERMISTOR UP	1	1	1
●	29	●2BM20850	THERMOSTAT	2	2	2
	30	●2BM20280	HOLDER HARNESS TOP R	1	1	1
	31	●2BM20340	GUIDE ENTRANCE UP	1	1	1
	32	●2BM20330	GUIDE ENTRANCE LOW	1	1	1
	33	●2BM20070	HOLDER HARNESS RR	1	1	1
	34	●2BM20060	HOLDER HARNESS R.F	1	1	1
●	35	●2BM20840	THERMISTOR LOW	1	1	1
	36	●2BM20050	FRAME BOTTOM	1	1	1
	37	●2BM20360	COVER BOTTOM FUSER	1	1	1
	38	●2BM20080	HOLDER HARNESS LOWER	1	1	1

SP	Ref. No.	Part. No.	Description	Quantity		
				120V	230V	240V
●	39	●2BM20860	LAMP HEATER UPPER 240		1	1
●	39	●2BM20880	LAMP HEATER UPPER 120	1		
●	40	●2BM20870	LAMP HEATER LOW 240		1	1
●	40	●2BM20890	LAMP HEATER LOW 120	1		
	41	●2BM20140	PLATE PRESS FRONT	1	1	1
	42	●2BM20090	FRAME FRONT FUSER	1	1	1
	43	●2BM20400	BKT LAMP FRONT	1	1	1
	44	●2BM01100	P.W.BOARD KP-811 ASSY	1	1	1
	45	●2BM20370	COVER FRONT FUSER	1	1	1
●	46	●2BM20480	GEAR IDLE Z24Z16	1	1	1
●	47	●2BM20490	GEAR IDLE Z30	1	1	1
●	48	●2BM20470	GEAR IDLE Z32Z14	1	1	1
●	49	●2BM27740	SOLENOID FUSER	1	1	1
	50	●2BM20100	CASE SOLENOID	1	1	1
●	51	●2BM20120	ACTUATOR CLUTCH	1	1	1
●	52	●2BM20110	PIN ACTUATOR CLUTCH	1	1	1
●	53	●2BM20130	SPRING SOL	1	1	1
	54	●2BM42710	LABEL CAUTION S	1	1	1
	55	●2BM20220	BKT SEPARATOR UP	1	1	1
●	56	●2BM20260	SPRING SEPARATOR	12	12	12
●	57	●2BM20240	SEPARATOR UP	6	6	6
	58	●2BM20230	STAY SEPARATOR UP	1	1	1
	59	●2BM20250	SHEET PROTECT STAY	1	1	1
	60	●2BM20190	BKT SEPARATOR LOW	1	1	1
●	61	●2BM20210	SEPARATOR LOW	6	6	6
	62	●2BM20200	STAY SEPARATOR LOW	1	1	1
	63	●2BM20680	BKT COVER TOP R	1	1	1
●	64	●2BM20800	SPRING OIL UNIT	2	2	2
	65	●2BM20690	LOCK OIL UNIT	2	2	2
●	66	●2BM20820	SPRING LOCK R	1	1	1
	67	●2BM20710	LOCK COVER TOP R	1	1	1
●	68	●2BM20740	LEVER OIL R	1	1	1
	69	●2BM20660	PIN ACTUATOR OIL	2	2	2
	70	●2BM41090	BUSH OIL SHAFT	1	1	1
●	71	●2BM20630	CAM ROLLER OIL	2	2	2
	72	●2BM20750	COVER SHAFT OIL	1	1	1
	73	●2BM20620	SHAFT MECH CLUTCH	1	1	1
	74	●2BM42680	SEAL FUSER UP	1	1	1
	75	●2BM05090	LABEL CAUTION FUSER	1	1	1
	76	●2BM05080	LABEL FUSER	1	1	1

- Parts with "●" are component parts or sub-assemblies of the assembly appearing immediately above them.
- Parts with "●●" indicates the Service parts.

- Parts with "●●" are component parts or sub-assembly with "●" appearing immediately above them.

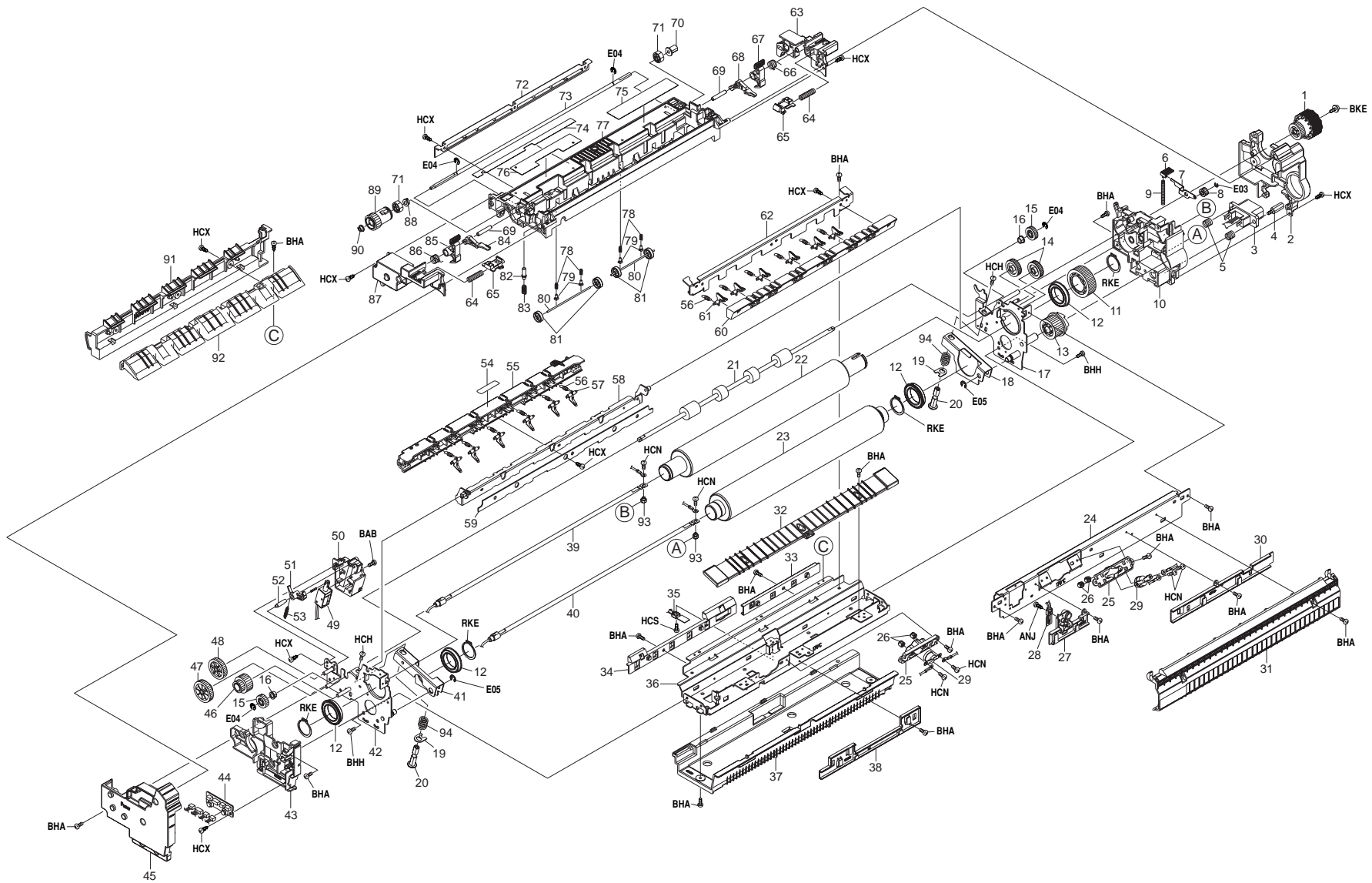


FIG. 9 FUSER UNIT

2A6

SP	Ref. No.	Part. No.	Description	Quantity		
				120V	230V	240V
●	77	•2BM20580	COVER TOP FUSER	1	1	1
	78	•2BM20790	SPRING EXIT	4	4	4
●	79	•2BM20610	BUSH SP	4	4	4
	80	•5MMT622SN003	SHAFT EXIT	2	2	2
●	81	•5MVM176DB018	PULLEY EXIT	4	4	4
	82	•2BM20720	PUSH OIL	2	2	2
●	83	•2BM20780	SPRING LOCK OIL	2	2	2
●	84	•2BM20730	LEVER OIL F	1	1	1
●	85	•2BM20700	LOCK COVER TOP F	1	1	1
	86	•2BM20810	SPRING LOCK F	1	1	1
●	87	•2BM20670	BKT COVER TOP F	1	1	1
	88	•5MVM176DB006	BUSHING POM	1	1	1
●	89	•2BM20650	MECH CLUTCH OIL	1	1	1
	90	•5MVM166DN004	BUSH MIXER GEAR	1	1	1
●	91	•2BM20390	COVER EXIT FUSER	1	1	1
	92	•2BM20350	GUIDE EXIT LOW	1	1	1
●	93	•5MMK116SZ001	NUT FUSER	2	2	2
	94	•2BM20180	SPRING PRESSURE	2	2	2

- Parts with "•" are component parts or sub-assemblies of the assembly appearing immediately above them.
- Parts with "●" indicates the Service parts.

- Parts with "••" are component parts or sub-assembly with "•" appearing immediately above them.

FIG. 10 DRUM UNIT

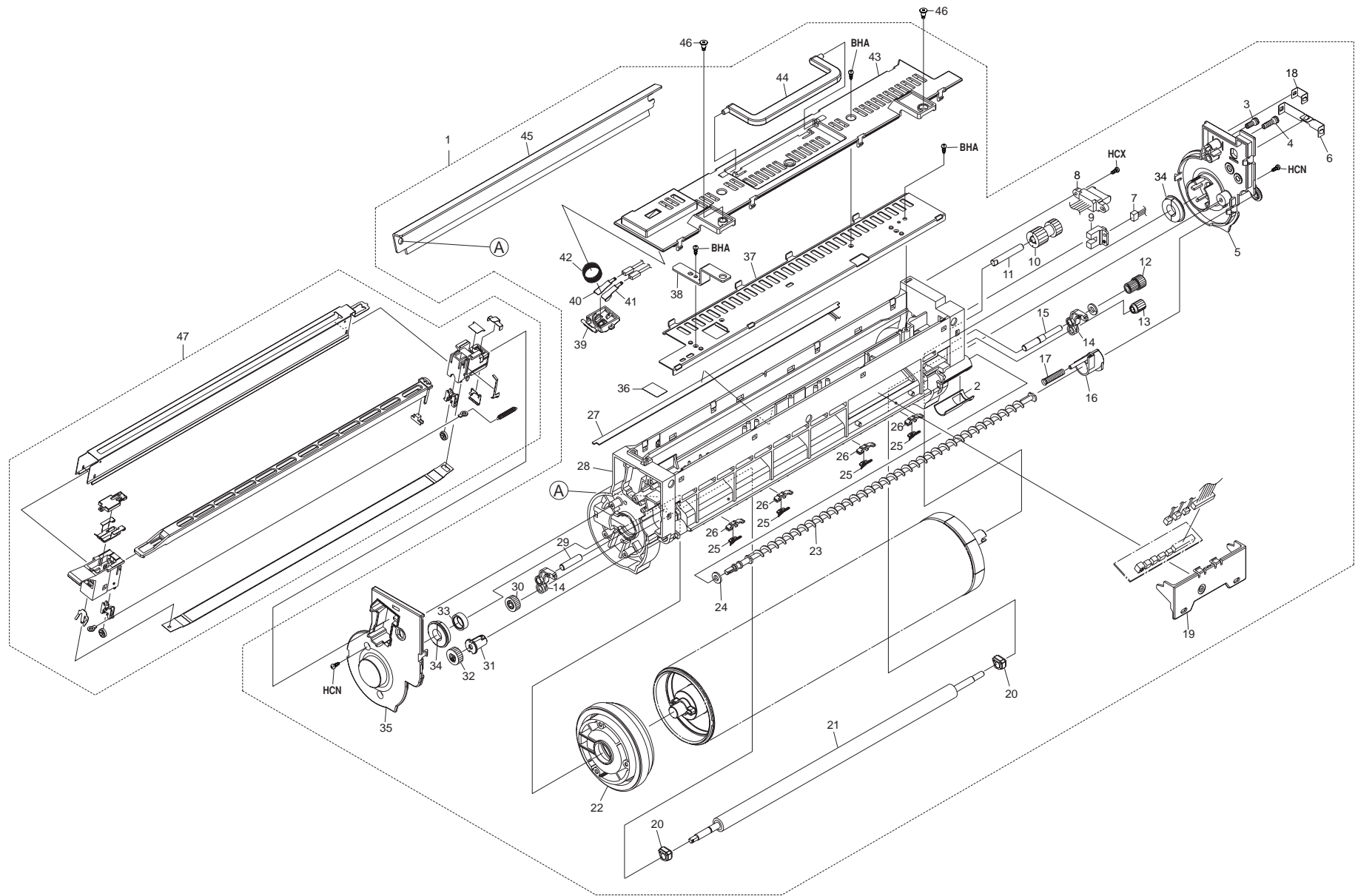


FIG. 10 DRUM UNIT

2A6

SP	Ref. No.	Part. No.	Description	Quantity		
				120V	230V	240V
●	1	2A693080	PARTS,DRUM UNIT	1	1	1
●	2	•2BM18360	SEAL SHUTTER DRUM	1	1	1
	3	•2BM18440	SPRING CONTACT GRID	1	1	1
●	4	•2BM18290	SPRING CONTACT MCH	1	1	1
	5	•2BM18040	COVER DRUM R	1	1	1
	6	•2BM18190	PLATE CONTACT MCH	1	1	1
	7	•2BM27290	CONN.CORD OD SENSOR ASSY	1	1	1
	8	•2A627770	WIRE,DRUM UNIT	1	1	1
	9	•2BM26120	OD SENSOR	1	1	1
●	10	•2BM19010	GEAR Z14HZ28H DRUM	1	1	1
	11	•2BM18180	SHAFT DRUM IDLE	1	1	1
●	12	•2BM18380	GEAR Z17HZ22H IDLE	1	1	1
●	13	•2BM18080	GEAR Z17H CLN	1	1	1
	14	•2BM19100	ARM ROLL CLN	2	2	2
	15	•2BM18120	SHAFT ROLL CLN R	1	1	1
	16	•2BM18210	SHUTTER DRUM	1	1	1
●	17	•2BM18240	SPRING SHUTTER	1	1	1
	18	•2BM18170	PLATE MCH U	1	1	1
	19	•2BM18340	COVER DRUM PWB	1	1	1
	20	•2BM18090	BUSH ROLL CLN	2	2	2
	21	•2BM18060	ROLL CLN	1	1	1
●	22	•2BM00980	BRAKE DRUM ASSY	1	1	1
	23	•2BM18070	SCREW DRUM	1	1	1
●	24	•2BM18460	SEAL SCREW DRUM	1	1	1
	25	•2BM18330	SEPARATOR DRUM	4	4	4
	26	•2BM18320	HOLDER SEPARATOR	4	4	4
●	27	•2BM27300	LED ASSY	1	1	1
	28	•2BM18010	FRAME DRUM	1	1	1
	29	•2BM18110	SHAFT ROLL CLN F	1	1	1
●	30	•2BM18140	GEAR Z16S CLN	1	1	1
	31	•2BM18150	BUSH SCREW	1	1	1
●	32	•2BM18130	GEAR Z18S SCREW	1	1	1
	33	•2BM19110	SPACER DRUM SHAFT	1	1	1
	34	•G3169010	BEARING 6901ZZNR	2	2	2
	35	•2BM18030	COVER DRUM F	1	1	1
	36	•2BM19120	SEAL PROTECT MCH	1	1	1
	37	•2BM18200	STAY DRUM FRAME	1	1	1
	38	•2BM18280	PLATE UNIT MOUNT	1	1	1
	39	•2BM19020	BKT CONT MCH	1	1	1
	40	•2BM19040	PLATE CONT MCH L	1	1	1

- Parts with "•" are component parts or sub-assemblies of the assembly appearing immediately above them.
- Parts with "●" indicates the Service parts.

SP	Ref. No.	Part. No.	Description	Quantity		
				120V	230V	240V
	41	•2BM19030	PLATE CONT MCH R	1	1	1
	42	•2BM19050	SPRING CONT MCH	1	1	1
	43	•2BM18050	COVER DRUM UP	1	1	1
	44	•2BM18470	HANDLE	1	1	1
●	45	•2BM68260	BLADE ASSY	1	1	1
	46	2BM42640	STUD SCREW	2	2	2
●	47	5PLPXAQAPKX	MC-800 MAIN CHARGER ASSY	1	1	1

- Parts with "••" are component parts or sub-assembly with "•" appearing immediately above them.

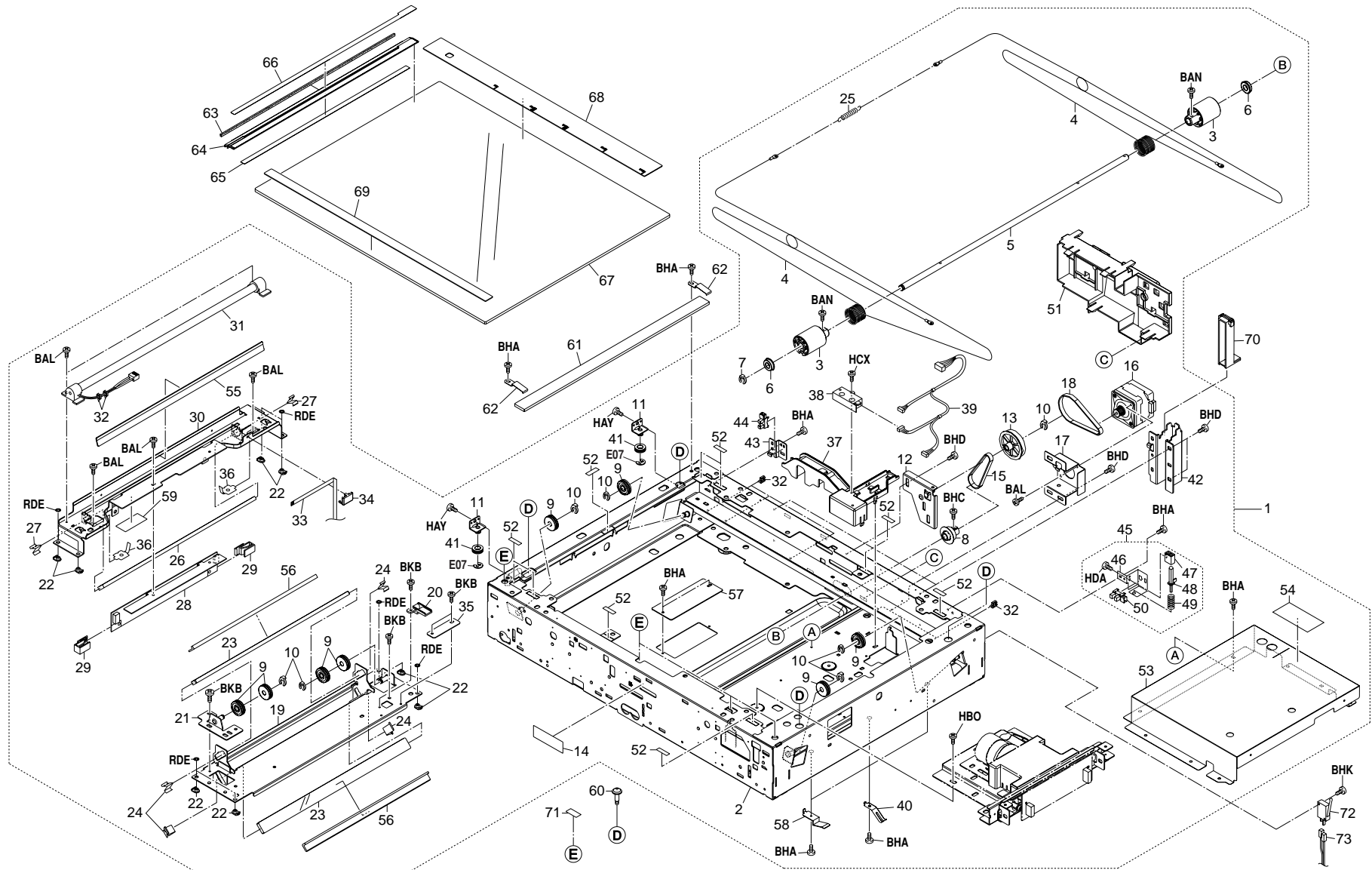


FIG. 11 SCANNER UNIT

2A6

SP	Ref. No.	Part. No.	Description	Quantity		
				120V	230V	240V
	1	2A600161	SCANNER UNIT ASS'Y	1	1	1
	2	•2A600010	SCANNER FRAME ASS'Y	1	1	1
	3	•2A612380	PULLEY,SCANNER DRUM	2	2	2
●	4	•2A693070	PARTS,WIRE SCANNER(SP)	2	2	2
	5	•2A612090	SHAFT,WIRE DRUM	1	1	1
	6	•28107400	BEARING,688ZZNR	2	2	2
●	7	•33973300	STOPPER 7,CARTRIDGE	1	1	1
●	8	•2A612310	SCANNER DRIVE PULLEY	1	1	1
	9	•35912040	PULLEY A,SCANNER WIRE	8	8	8
●	10	•34806150	STOPPER 5	7	7	7
	11	•2A012130	MOUNT,SCANNER PULLEY	2	2	2
	12	•2A612290	ADJUSTING PLATE,PULLEY	1	1	1
●	13	•2A612280	PULLEY 16/64	1	1	1
	14	•2A612490	FRONT SHIELD,SCANNER	1	1	1
●	15	•2A612320	BELT B,SCANNER	1	1	1
●	16	•2A612270	MOTOR,SCANNER	1	1	1
	17	•2A612160	MOUNT,SCANNER MOTOR	1	1	1
●	18	•2A612300	BELT A,SCANNER	1	1	1
	19	•2A612130	MIRROR FRAME,SCANNER	1	1	1
	20	•35912360	GUIDE FFC2	1	1	1
	21	•2A612250	ADJUSTING PLATE,MIRROR FRAME PULLEY	1	1	1
●	22	•18512090	SLIDER,SCANNER	8	8	8
●	23	•2A612140	MIRROR B,SCANNER	2	2	2
	24	•75712080	MIRROR HOLDER	4	4	4
●	25	•2A612400	SPRING,SCANNER	1	1	1
●	26	•2A612120	MIRROR A,SCANNER	1	1	1
●	27	•35912210	SPRING,MIRROR HOLDER	2	2	2
●	28	•2A693060	PARTS,PCB INVERTER(SP)	1	1	1
	29	•2A612260	SPACER,INVERTER PCB	2	2	2
	30	•2A612110	MOUNT BASE,LAMP	1	1	1
●	31	•2A693020	PARTS,LAMP SCANNER(SP)	1	1	1
	32	•M2105740	MINIATURE CLAMP,UAMS-05S-2	7	7	7
●	33	•2A627380	WIRE,LAMP INVERTER	1	1	1
	34	•2AV12080	GUIDE FFC1	1	1	1
	35	•2A612330	UPPER GUIDE FILM FFC	1	1	1
	36	•35912140	RETAINER,WIRE	2	2	2
	37	•2A612180	FEED GUIDE,SCANNER WIRE	1	1	1
●	38	•35927290	SENSOR,ORIGINAL DETECTION	1	1	1
	39	•2A627710	WIRE,SCANNER UNIT	1	1	1
	40	•2A626150	LOWER GRAND PLATE,SCANNER	1	1	1

- Parts with "•" are component parts or sub-assemblies of the assembly appearing immediately above them.
- Parts with "●" indicates the Service parts.

SP	Ref. No.	Part. No.	Description	Quantity		
				120V	230V	240V
	41	•2A612480	PULLEY SCANNER WIRE	1	1	1
	42	•2A612220	REINFORCEMENT,ORIGINAL HOLDER	2	2	2
	43	•2A612170	MOUNT,SCANNER PI	1	1	1
●	44	•35327400	SWITCH,FEED	1	1	1
	45	•2AC00580	RELEASE SWITCH ASS'Y	1	1	1
	46	••2AC12230	MOUNT,RELEASE SWITCH	1	1	1
	47	••2AC12360	GUIDE,RELEASE SWITCH	1	1	1
	48	••2AC12370	SWITCH,RELEASE DETECTION	1	1	1
●	49	••2AC12380	SPRING,RELEASE SWITCH	1	1	1
●	50	••35327400	SWITCH,FEED	1	1	1
	51	•2A612340	COVER,SCANNER DRIVE	1	1	1
	52	•29812291	CUSHION,CONTACT GLASS	9	9	9
	53	•2A612240	COVER,ISU	1	1	1
	54	•2A105180	LABEL,CAUTION CONTACT GLASS	1	1	1
	55	•2A612410	REFLECTOR,SCANNER	1	1	1
●	56	•2A612450	VIBRATION INSULATOR,MIRROR	2	2	2
	57	•2A626120	LID,NIC	1	1	1
	58	•33921200	HOLDER,JOINT	2	2	2
	59	•2A612460	SHEET B,INVERTER PCB	1	1	1
	60	2A612370	PIN,TENSION(M4)	4	4	4
●	61	2A612440	CONTACT GLASS,ADF	1	1	1
	62	2AV12300	HOLDER,ADF CONTACT GLASS	2	2	2
●	63	35912531	SPONGE,ORIGINAL SIZE INDICATOR	1	1	1
●	64	2A612200	LEFT ORIGINAL SIZE INDICATOR	1	1	1
●	65	2A612210	STANDARD PLATE,SHADING	1	1	1
●	66	2AV12481	LABEL,ORIGINAL SIZE INDICATOR(METRIC)		1	1
●	66	2AV12491	LABEL,ORIGINAL SIZE INDICATOR(INCH)	1		
●	67	35912010	CONTACT GLASS	1	1	1
●	68	2AV12460	REAR ORIGINAL SIZE INDICATOR(METRIC)		1	1
●	68	2AV12470	REAR ORIGINAL SIZE INDICATOR(INCH)	1		
●	69	2A612350	FRONT SEAL,CONTACT GLASS	1	1	1
	70	2A612230	AUXILIARY PLATE,ORIGINAL HOLDER	2	2	2
	71	2A612470	UPPER SHIELD,SCANNER	4	4	4
●	72	2BL27480	SWITCH INTERLOCK	1	1	1
	73	2A627790	WIRE FAX,INTERLOCK	1	1	1

- Parts with "••" are component parts or sub-assembly with "•" appearing immediately above them.

FIG. 12 DEVELOPER D1 UNIT

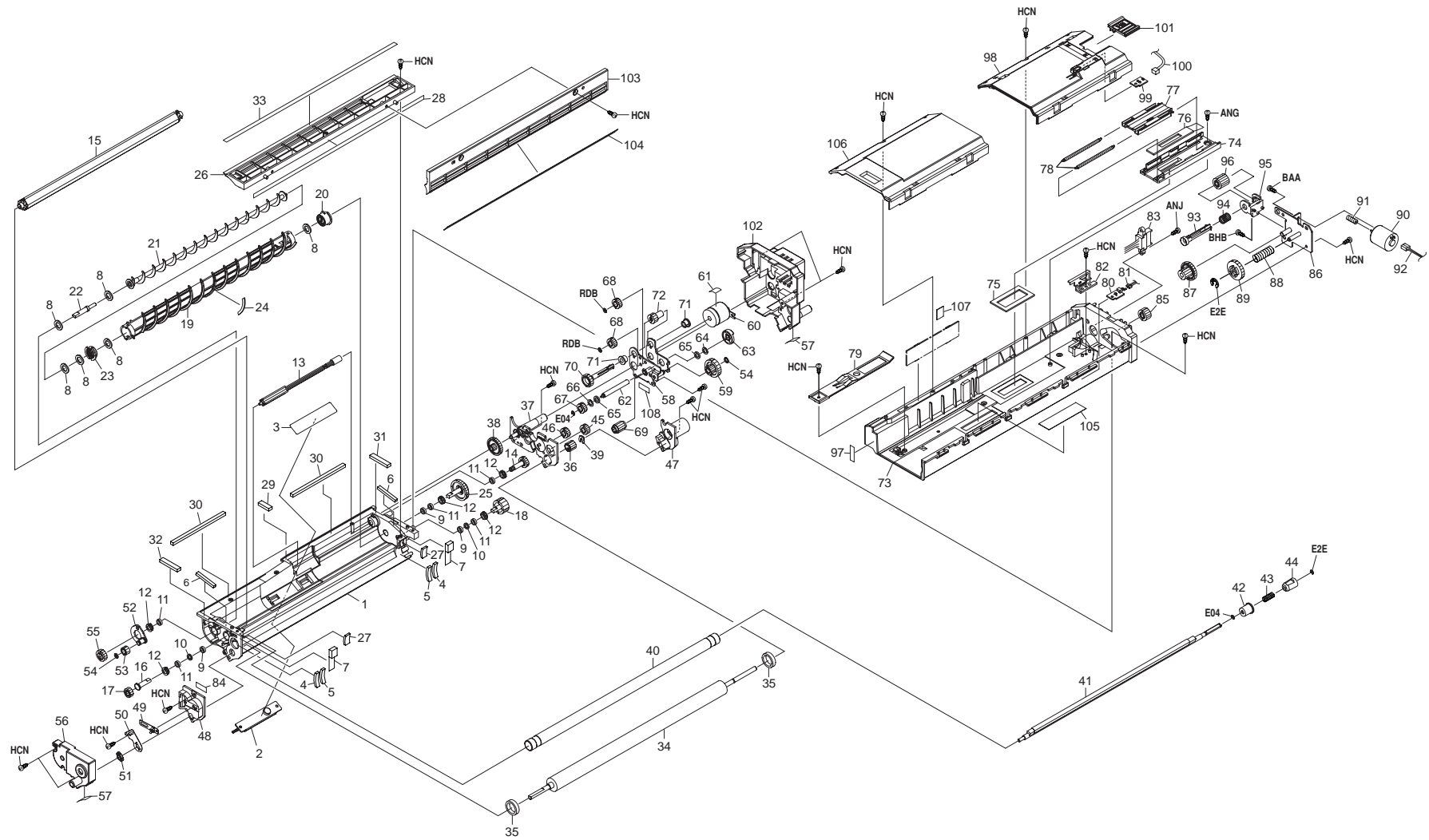


FIG. 12 DEVELOPER D1 UNIT

2A6

SP	Ref. No.	Part. No.	Description	Quantity		
				120V	230V	240V
●		2A693090	PARTS,DEVELOPING UNIT (Y),(USA)	1		
●		2A693100	PARTS,DEVELOPING UNIT (Y),(J/E)		1	1
	1	●2BM14660	CASE DLP D1	1	1	1
●	2	●2BM27330	TONER SENSOR ASSY	1	1	1
	3	●2BM14310	SENSOR FACE D1234	1	1	1
	4	●2BM40570	SEAL SIDE D24	2	2	2
	5	●2BM40560	MAGNET SEAL D1234	2	2	2
	6	●2BM14800	SEAL CASE A D1	2	2	2
	7	●2BM14300	SCRAPER PULLEY D1234	2	2	2
	8	●2BM14180	MAGNET MIXER D1234	6	6	6
	9	●2BM40190	SEAL BUSH D1234	3	3	3
	10	●2BM40200	SPACER D1234	2	2	2
●	11	●2BM14390	OIL SEAL	5	5	5
	12	●2BM14330	BUSH D1234	5	5	5
	13	●2BM14580	SHAFT T BRAKE D12	1	1	1
●	14	●2BM14210	GEAR Z28-5 D1234	1	1	1
	15	●2BM00860	SHAFT CROSS D1 ASSY	1	1	1
	16	●2BM40230	SHAFT GEAR MIX 1	1	1	1
●	17	●2BM40220	GEAR Z28-5 MIX2	1	1	1
●	18	●2BM14410	GEAR MIXER 1 D123	1	1	1
	19	●2BM14130	TUBE MIXER D1234	1	1	1
	20	●2BM14150	FLANGE MIXER L D1234	1	1	1
	21	●2BM14160	SCREW MIXER D1234	1	1	1
	22	●2BM40100	SHAFT MIXER D123	1	1	1
	23	●2BM14170	FLANGE MIXER R D1234	1	1	1
	24	●2BM40580	SCRAPER MIXER D1234	1	1	1
●	25	●2BM14420	GEAR MIXER 2 D123	1	1	1
	26	●2BM14670	STAY D1	1	1	1
	27	●2BM14630	SEAL CASE D134	2	2	2
●	28	●2BM14320	SEAL BLADE D1234	1	1	1
	29	●2BM40120	SEAL CASE D D1	1	1	1
	30	●2BM14610	SEAL CASE D12	2	2	2
	31	●2BM14810	SEAL CASE B D1	1	1	1
	32	●2BM14820	SEAL CASE C D1	1	1	1
	33	●2BM14500	SEAL CASE D123	1	1	1
	34	●2BM14620	ROLLER MAGNET D4	1	1	1
	35	●2BM14010	PULLY D1234	2	2	2
●	36	●2BM40460	GAER MG H D1234	1	1	1
	37	●2BM14680	FLANGE R D1	1	1	1
●	38	●2BM14590	GEAR Z30-Z16 D12	1	1	1

SP	Ref. No.	Part. No.	Description	Quantity		
				120V	230V	240V
●	39	●2A806250	RING STOPPER	1	1	1
	40	●2BM14030	ROLLER BLADE D1234	1	1	1
	41	●2BM14040	SHAFT MG BLADE D1234	1	1	1
●	42	●2BM14220	BUSH BIAS D1234	1	1	1
	43	●2BM14290	SP MG BLADE D1234	1	1	1
●	44	●2BM14050	JOINT MG D1234	1	1	1
●	45	●2BM40420	GAER Z20H D12	1	1	1
●	46	●2BM40430	GAER Z20H R D12	1	1	1
	47	●2BM14690	PITCH PIECE R D1	1	1	1
	48	●2BM14720	PITCH PIECE F D1	1	1	1
	49	●2BM14400	BIAS JOINT D123	1	1	1
	50	●2BM14440	PLATE ANGLE D123	1	1	1
	51	●2BM40040	PRESS D CUT D1234	1	1	1
	52	●2BM14850	PLATE IDLE D1	1	1	1
●	53	●2BM14110	GEAR Z20-5 D1234	1	1	1
●	54	●2BM40060	CUT WASHER	2	2	2
●	55	●2BM14840	GEAR Z30-5 D1	1	1	1
	56	●2BM14780	COVER F D1	1	1	1
	57	●2BM40300	SEAL MG D1234	2	2	2
	58	●2BM14700	BKT CLUTCH D1	1	1	1
●	59	●2BM40640	GEAR Z30H-Z22H D12	1	1	1
●	60	●2BM27350	CLUTCH 26-D	1	1	1
	61	●2BM40150	SEAL CLUTH D1234	1	1	1
	62	●2BM14070	SHAFT CLUTCH D1234	1	1	1
●	63	●2BM14090	JOINT D1234	1	1	1
	64	●2BM40500	POLY WASHER 16	1	1	1
●	65	●2BM40310	BALL BEARING D1234	2	2	2
	66	●2BM40510	POLY WASHER 14	1	1	1
●	67	●2BM40360	GEAR Z14D-8 D1234	1	1	1
●	68	●2BM40370	GEAR Z15-8 D123	2	2	2
●	69	●2BM40590	GEAR Z14-Z12 D123	1	1	1
	70	●2BM14570	SHAFT GEAR D12	1	1	1
	71	●2BM14530	BUSH	2	2	2
●	72	●2BM14560	GEAR Z14-8 JOINT D12	1	1	1
	73	●2BM14710	GUIDE TCNT D1	1	1	1
	74	●2BM14200	GUIDE SHUTTER D1234	1	1	1
●	75	●2BM14260	SEAL GUIDE T D1234	1	1	1
●	76	●2BM14250	SEAL SHUTTER D1234	1	1	1
●	77	●2BM14240	SHUTTER D1234	1	1	1
●	78	●2BM14230	SPRING SHUTTER D1234	2	2	2

- Parts with "●" are component parts or sub-assemblies of the assembly appearing immediately above them.
- Parts with "●●" indicates the Service parts.

- Parts with "●●" are component parts or sub-assembly with "●" appearing immediately above them.

FIG. 12 DEVELOPER D1 UNIT

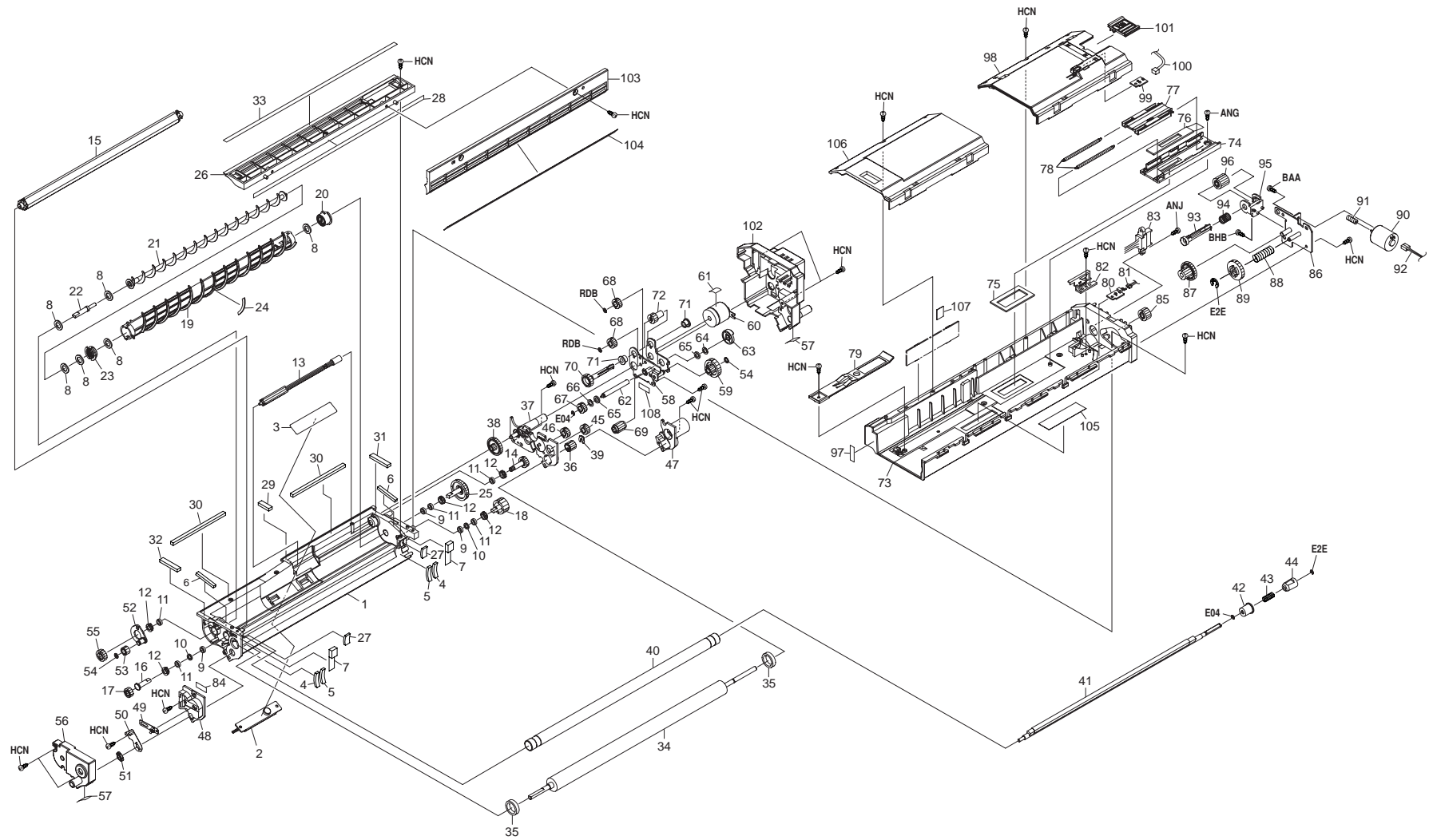


FIG. 12 DEVELOPER D1 UNIT

SP	Ref. No.	Part. No.	Description	Quantity		
				120V	230V	240V
●	79	•2BM14120	LOCK SHUTTER D1234	1	1	1
●	80	•2BM01140	P.W.BOARD KP-819 ASSY	1	1	1
	81	•2BM27370	CONN.CORD LED D1 ASSY	1	1	1
	82	•2BM14640	GUIDE SCREW D14	1	1	1
	83	•2A627600	WIRE Y,DEVELOPING	1	1	1
	84	•2BM40710	SIMM D1	1	1	1
●	85	•2BM14600	GEAR Z20-8 D12	1	1	1
	86	•2BM14730	PLATE MOTOR TONER D1	1	1	1
●	87	•2BM14460	GEAR Z31-Z15-8 D123	1	1	1
	88	•2BM14830	SP JOINT T SRP D1	1	1	1
	89	•2A614070	JOINT SCRAPER CI D	1	1	1
●	90	•2BM27340	DC MOTOR	1	1	1
●	91	•2BM14540	GEAR WORM	1	1	1
	92	•2BM27390	CONN.CORD TM D1 ASSY	1	1	1
●	93	•2BM14470	JOINT FEED T D123	1	1	1
	94	•2BM14190	SP JOINT T SW D1234	1	1	1
	95	•2BM14740	BKT JOINT TCNT D1	1	1	1
●	96	•2BM14480	WORM WHEEL D123	1	1	1
	97	•2BM05180	LABEL POSITION Y	1	1	1
	98	•2BM14760	COVER TCNT R D1	1	1	1
●	99	•2BM01150	P.W.BOARD KP-820 ASSY	1	1	1
	100	•2BM27380	CONN.CORD PTR D1 ASSY	1	1	1
	101	•2A614010	DETECTION PLATE D14,DEVELOPING(F)	1		
	101	•2A614020	DETECTION PLATE D14,DEVELOPING(G)		1	1
	102	•2BM14750	COVER R D1	1	1	1
	103	•2BM14770	COVER MAG D1	1	1	1
	104	•2BM14860	SHEET COVER MAG D1	1	1	1
●	105	•2BM14270	SEAL LID DEVE D1234	1	1	1
	106	•2BM14790	COVER TCNT F D1	1	1	1
	107	•2BM40140	SHEET PWB D1234	1	1	1
	108	•2BM40700	SIMM D1234	1	1	1

- Parts with "•" are component parts or sub-assemblies of the assembly appearing immediately above them.
- Parts with "●" indicates the Service parts.

- Parts with "••" are component parts or sub-assembly with "•" appearing immediately above them.

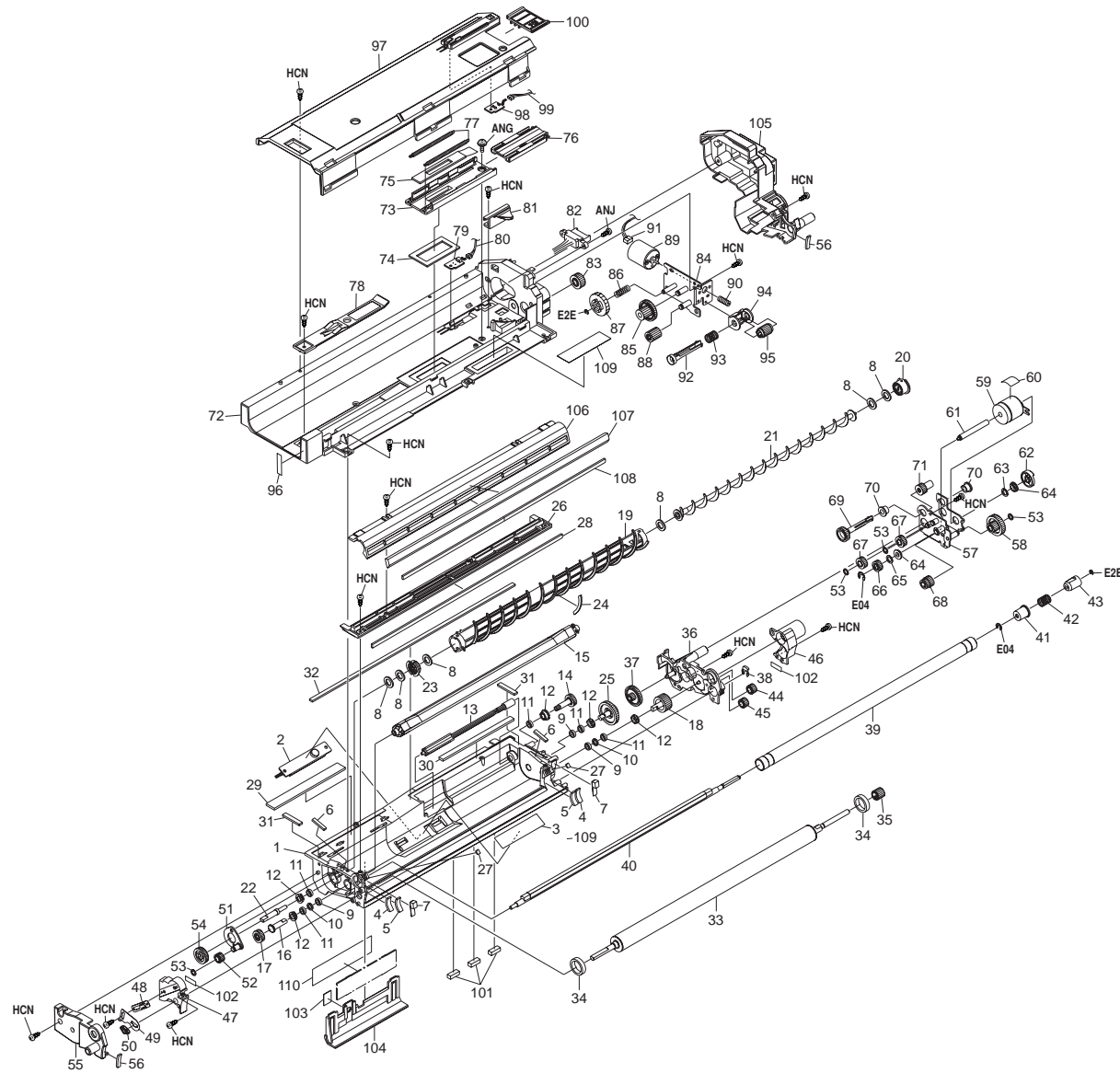


FIG. 13 DEVELOPER D2 UNIT

2A6

SP	Ref. No.	Part. No.	Description	Quantity		
				120V	230V	240V
●		2A693110	PARTS,DEVELOPING UNIT (M),(USA)	1		
●		2A693120	PARTS,DEVELOPING UNIT (M),(J/E)		1	1
	1	●2BM14950	CASE DLP D2	1	1	1
●	2	●2BM27330	TONER SENSOR ASSY	1	1	1
	3	●2BM14310	SENSOR FACE D1234	1	1	1
	4	●2BM40570	SEAL SIDE D24	2	2	2
	5	●2BM40560	MAGNET SEAL D1234	2	2	2
	6	●2BM15070	SEAL CASE D D2	2	2	2
	7	●2BM14300	SCRAPER PULLEY D1234	2	2	2
	8	●2BM14180	MAGNET MIXER D1234	6	6	6
	9	●2BM40190	SEAL BUSH D1234	3	3	3
	10	●2BM40200	SPACER D1234	2	2	2
●	11	●2BM14390	OIL SEAL	5	5	5
	12	●2BM14330	BUSH D1234	5	5	5
	13	●2BM14580	SHAFT T BRAKE D12	1	1	1
●	14	●2BM14210	GEAR Z28-5 D1234	1	1	1
	15	●2BM00780	SHAFT CROSS D2 ASSY	1	1	1
	16	●2BM40230	SHAFT GEAR MIX 1	1	1	1
●	17	●2BM40220	GEAR Z28-5 MIX2	1	1	1
●	18	●2BM14410	GEAR MIXER 1 D123	1	1	1
	19	●2BM14130	TUBE MIXER D1234	1	1	1
	20	●2BM14150	FLANGE MIXER L D1234	1	1	1
	21	●2BM14160	SCREW MIXER D1234	1	1	1
	22	●2BM40100	SHAFT MIXER D123	1	1	1
	23	●2BM14170	FLANGE MIXER R D1234	1	1	1
	24	●2BM40580	SCRAPER MIXER D1234	1	1	1
●	25	●2BM14420	GEAR MIXER 2 D123	1	1	1
	26	●2BM14960	STAY D2	1	1	1
	27	●2BM15080	SEAL CASE E D2	2	2	2
●	28	●2BM14320	SEAL BLADE D1234	1	1	1
	29	●2BM40130	SEAL CASE A D2	1	1	1
	30	●2BM14610	SEAL CASE D12	1	1	1
	31	●2BM15060	SEAL CASE B D2	2	2	2
	32	●2BM14500	SEAL CASE D123	1	1	1
	33	●2BM14940	ROLLER MAGNET D23	1	1	1
	34	●2BM14010	PULLY D1234	2	2	2
●	35	●2BM40460	GAER MG H D1234	1	1	1
	36	●2BM14970	FLANGE R D2	1	1	1
●	37	●2BM14590	GEAR Z30-Z16 D12	1	1	1
●	38	●2A806250	RING STOPPER	1	1	1

SP	Ref. No.	Part. No.	Description	Quantity		
				120V	230V	240V
	39	●2BM14030	ROLLER BLADE D1234	1	1	1
	40	●2BM14040	SHAFT MG BLADE D1234	1	1	1
●	41	●2BM14220	BUSH BIAS D1234	1	1	1
	42	●2BM14290	SP MG BLADE D1234	1	1	1
●	43	●2BM14050	JOINT MG D1234	1	1	1
●	44	●2BM40420	GAER Z20H D12	1	1	1
●	45	●2BM40430	GAER Z20H R D12	1	1	1
	46	●2BM14980	PITCH PIECE R D2	1	1	1
	47	●2BM15010	PITCH PIECE F D2	1	1	1
	48	●2BM14400	BIAS JOINT D123	1	1	1
	49	●2BM14440	PLATE ANGLE D123	1	1	1
	50	●2BM40040	PRESS D CUT D1234	1	1	1
	51	●2BM14930	PLATE IDLE D23	1	1	1
●	52	●2BM14110	GEAR Z20-5 D1234	1	1	1
●	53	●2BM40060	CUT WASHER	4	4	4
●	54	●2BM14910	GEAR Z38-5 D23	1	1	1
	55	●2BM15050	COVER F D2	1	1	1
	56	●2BM40300	SEAL MG D1234	2	2	2
	57	●2BM14990	BKT CLUTCH D2	1	1	1
●	58	●2BM40640	GEAR Z30H-Z22H D12	1	1	1
●	59	●2BM27420	CLUTCH 26-E	1	1	1
	60	●2BM40150	SEAL CLUTH D1234	1	1	1
	61	●2BM14070	SHAFT CLUTCH D1234	1	1	1
●	62	●2BM14090	JOINT D1234	1	1	1
	63	●2BM40500	POLY WASHER 16	1	1	1
●	64	●2BM40310	BALL BEARING D1234	2	2	2
	65	●2BM40510	POLY WASHER 14	1	1	1
●	66	●2BM40360	GEAR Z14D-8 D1234	1	1	1
●	67	●2BM40370	GEAR Z15-8 D123	2	2	2
●	68	●2BM40590	GEAR Z14-Z12 D123	1	1	1
	69	●2BM14570	SHAFT GEAR D12	1	1	1
	70	●2BM14530	BUSH	2	2	2
●	71	●2BM14560	GEAR Z14-8 JOINT D12	1	1	1
	72	●2BM15000	GUIDE TCNT D2	1	1	1
	73	●2BM14200	GUIDE SHUTTER D1234	1	1	1
●	74	●2BM14260	SEAL GUIDE T D1234	1	1	1
●	75	●2BM14250	SEAL SHUTTER D1234	1	1	1
●	76	●2BM14240	SHUTTER D1234	1	1	1
●	77	●2BM14230	SPRING SHUTTER D1234	2	2	2
●	78	●2BM14120	LOCK SHUTTER D1234	1	1	1

- Parts with "●" are component parts or sub-assemblies of the assembly appearing immediately above them.
- Parts with "●●" indicates the Service parts.

- Parts with "●●" are component parts or sub-assembly with "●" appearing immediately above them.

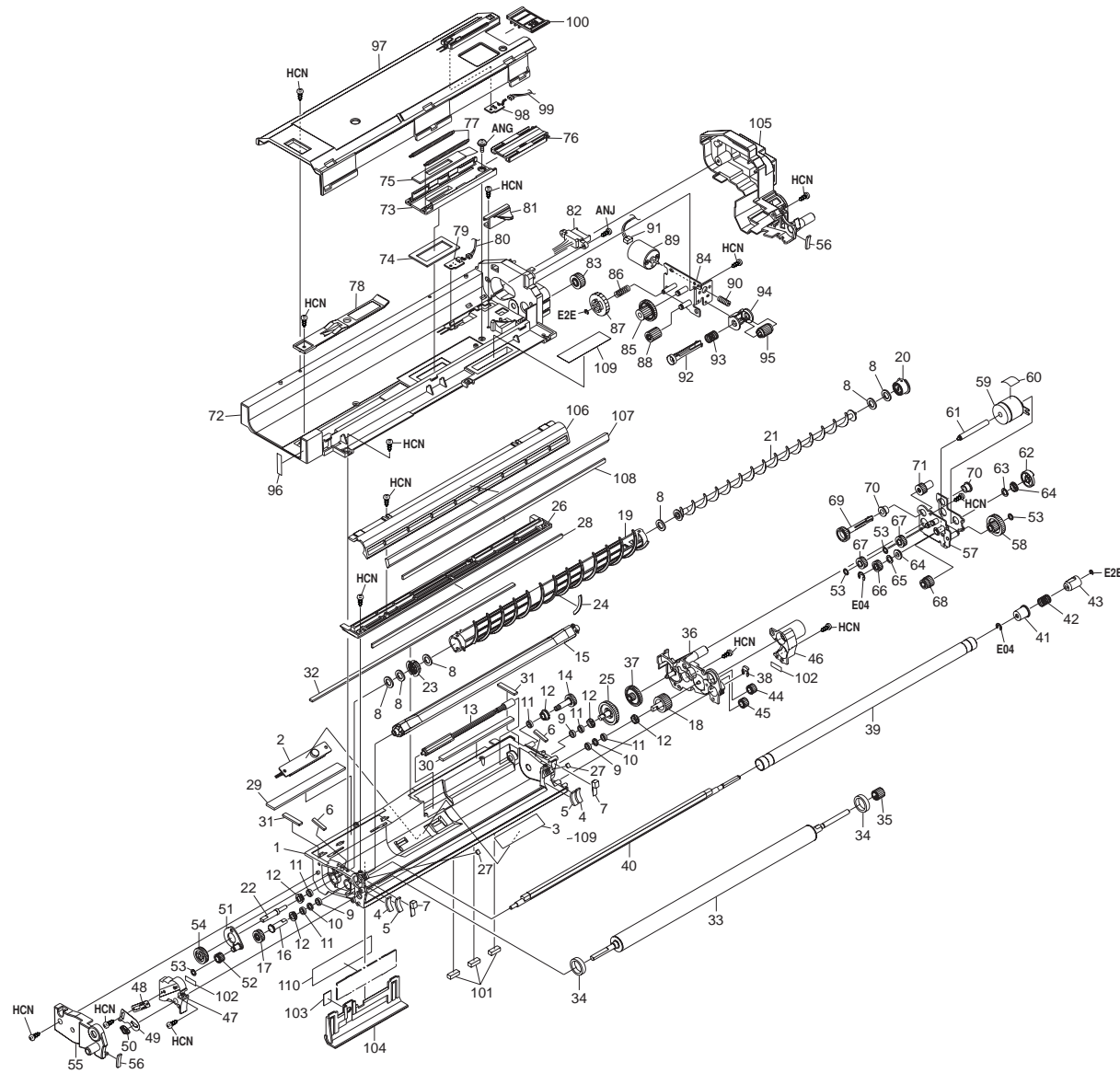


FIG. 13 DEVELOPER D2 UNIT

2A6

SP	Ref. No.	Part. No.	Description	Quantity		
				120V	230V	240V
●	79	•2BM01140	P.W.BOARD KP-819 ASSY	1	1	1
	80	•2BM27440	CONN.CORD LED D2 ASSY	1	1	1
●	81	•2BM14890	GUIDE SCREW D23	1	1	1
	82	•2A627620	WIRE M,DEVELOPING	1	1	1
●	83	•2BM14600	GEAR Z20-8 D12	1	1	1
●	84	•2BM15020	PLATE MOTOR TONER D2	1	1	1
	85	•2BM14460	GEAR Z31-Z15-8 D123	1	1	1
●	86	•2BM14920	SP JOINT T SRP D23	1	1	1
	87	•2A614070	JOINT SCRAPER CI D	1	1	1
●	88	•2BM14280	GEAR Z14-8 D23	1	1	1
●	89	•2BM27340	DC MOTOR	1	1	1
●	90	•2BM14540	GEAR WORM	1	1	1
●	91	•2BM27460	CONN.CORD TM D2 ASSY	1	1	1
	92	•2BM14470	JOINT FEED T D123	1	1	1
●	93	•2BM14190	SP JOINT T SW D1234	1	1	1
	94	•2BM14880	BKT JOINT TCNT D23	1	1	1
●	95	•2BM14480	WORM WHEEL D123	1	1	1
●	96	•2BM05190	LABEL POSITION M	1	1	1
	97	•2BM14900	COVER TCNT D23	1	1	1
●	98	•2BM01150	P.W.BOARD KP-820 ASSY	1	1	1
	99	•2BM27450	CONN.CORD PTR D2 ASSY	1	1	1
●	100	•2A614030	DETECTION PLATE D2,DEVELOPING(F)	1		
	100	•2A614040	DETECTION PLATE D2,DEVELOPING(G)		1	1
●	101	•2BM15090	CORD PRESS D2	3	3	3
	102	•2BM40700	SIMM D1234	2	2	2
●	103	•2BM40660	SHEET PWB D2	1	1	1
	104	•2BM14870	COVER PWB D234	1	1	1
●	105	•2BM15030	COVER R D2	1	1	1
	106	•2BM15040	COVER MAG D2	1	1	1
●	107	•2BM40290	SEAL COVER MAG D2	1	1	1
	108	•2BM40160	SEAL COVER MAG D234	2	2	2
●	109	•2BM14270	SEAL LID DEVE D1234	1	1	1
	110	•2BM40140	SHEET PWB D1234	1	1	1

- Parts with "•" are component parts or sub-assemblies of the assembly appearing immediately above them.
- Parts with "●" indicates the Service parts.

- Parts with "••" are component parts or sub-assembly with "•" appearing immediately above them.

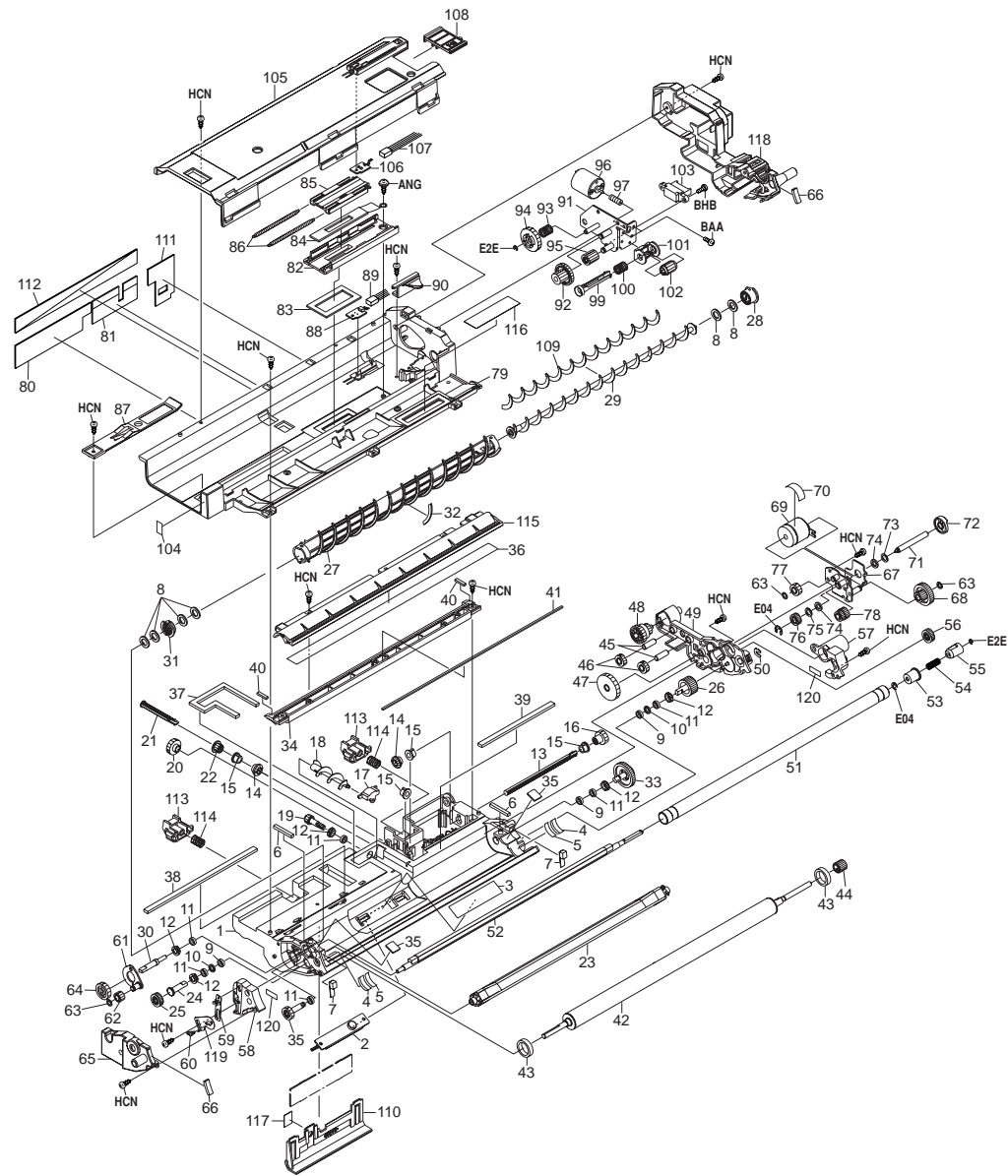


FIG. 14 DEVELOPER D3 UNIT

2A6

SP	Ref. No.	Part. No.	Description	Quantity		
				120V	230V	240V
●		2A693130	PARTS,DEVELOPING UNIT (C),(USA)	1		
●		2A693140	PARTS,DEVELOPING UNIT (C),(J/E)		1	1
	1	●2BM15110	CASE DLP D3 (1/2)	1	1	1
●	2	●2BM27330	TONER SENSOR ASSY	1	1	1
	3	●2BM14310	SENSOR FACE D1234	1	1	1
	4	●2BM40570	SEAL SIDE D24	2	2	2
	5	●2BM40560	MAGNET SEAL D1234	2	2	2
	6	●2BM15400	SEAL CASE E D3	2	2	2
	7	●2BM14300	SCRAPER PULLEY D1234	2	2	2
	8	●2BM14180	MAGNET MIXER D1234	6	6	6
	9	●2BM40190	SEAL BUSH D1234	3	3	3
	10	●2BM40200	SPACER D1234	2	2	2
●	11	●2BM14390	OIL SEAL	5	5	5
	12	●2BM14330	BUSH D1234	5	5	5
	13	●2BM15230	SHAFT SUPPLY B D3	1	1	1
●	14	●2BM15180	GEAR BEVEL Z16 D3	2	2	2
	15	●2BM14530	BUSH	4	4	4
●	16	●2BM15170	GEAR Z18-8 D3	1	1	1
	17	●2BM15240	BUSH BLOCK SUPPLY D3	1	1	1
	18	●2BM15120	SCREW SUPPLY D3	1	1	1
●	19	●2BM15190	GEAR Z19-5 D3	1	1	1
●	20	●2BM15210	GEAR Z35-5 D3	1	1	1
	21	●2BM15220	SHAFT SUPPLY A D3	1	1	1
●	22	●2BM15200	GEAR Z18-5 D3	1	1	1
	23	●2BM00850	SHAFT CROSS D3 ASSY	1	1	1
	24	●2BM40230	SHAFT GEAR MIX 1	1	1	1
●	25	●2BM40220	GEAR Z28-5 MIX2	1	1	1
●	26	●2BM14410	GEAR MIXER 1 D123	1	1	1
	27	●2BM14130	TUBE MIXER D1234	1	1	1
	28	●2BM14150	FLANGE MIXER L D1234	1	1	1
	29	●2BM14160	SCREW MIXER D1234	1	1	1
	30	●2BM40100	SHAFT MIXER D123	1	1	1
	31	●2BM14170	FLANGE MIXER R D1234	1	1	1
	32	●2BM40580	SCRAPER MIXER D1234	1	1	1
●	33	●2BM14420	GEAR MIXER 2 D123	1	1	1
	34	●2BM15130	STAY D3	1	1	1
	35	●2BM14630	SEAL CASE D134	2	2	2
●	36	●2BM14320	SEAL BLADE D1234	1	1	1
	37	●2BM15360	SEAL CASE A D3	1	1	1
	38	●2BM15370	SEAL CASE B D3	1	1	1

SP	Ref. No.	Part. No.	Description	Quantity		
				120V	230V	240V
	39	●2BM15380	SEAL CASE C D3	1	1	1
	40	●2BM15390	SEAL CASE D D3	2	2	2
	41	●2BM14500	SEAL CASE D123	1	1	1
	42	●2BM14940	ROLLER MAGNET D23	1	1	1
	43	●2BM14010	PULLY D1234	2	2	2
●	44	●2BM40460	GAER MG H D1234	1	1	1
	45	●2BM15320	SHAFT CASE D3	3	3	3
●	46	●2BM15410	GEAR Z15	2	2	2
●	47	●2BM15420	GEAR Z38S	1	1	1
●	48	●2BM15280	GEAR Z25-Z15-8 D3	1	1	1
	49	●2BM15140	FLANGE R D3	1	1	1
●	50	●2A806250	RING STOPPER	1	1	1
	51	●2BM14030	ROLLER BLADE D1234	1	1	1
	52	●2BM14040	SHAFT MG BLADE D1234	1	1	1
●	53	●2BM14220	BUSH BIAS D1234	1	1	1
	54	●2BM14290	SP MG BLADE D1234	1	1	1
●	55	●2BM14050	JOINT MG D1234	1	1	1
●	56	●2BM40440	GEAR Z25H D3	1	1	1
	57	●2BM15160	PITCH PIECE R D3	1	1	1
	58	●2BM15270	PITCH PIECE F D3	1	1	1
	59	●2BM14400	BIAS JOINT D123	1	1	1
	60	●2BM40040	PRESS D CUT D1234	1	1	1
	61	●2BM14930	PLATE IDLE D23	1	1	1
●	62	●2BM14110	GEAR Z20-5 D1234	1	1	1
●	63	●2BM40060	CUT WASHER	3	3	3
●	64	●2BM14910	GEAR Z38-5 D23	1	1	1
	65	●2BM15290	COVER F D3	1	1	1
	66	●2BM40300	SEAL MG D1234	2	2	2
	67	●2BM15150	BKT CLUTCH D3	1	1	1
●	68	●2BM40650	GEAR Z30H-Z22H D34	1	1	1
●	69	●2BM27490	CLUTCH 26-F	1	1	1
	70	●2BM40150	SEAL CLUTH D1234	1	1	1
	71	●2BM14070	SHAFT CLUTCH D1234	1	1	1
●	72	●2BM14090	JOINT D1234	1	1	1
	73	●2BM40500	POLY WASHER 16	1	1	1
●	74	●2BM40310	BALL BEARING D1234	2	2	2
	75	●2BM40510	POLY WASHER 14	1	1	1
●	76	●2BM40360	GEAR Z14D-8 D1234	1	1	1
●	77	●2BM40370	GEAR Z15-8 D123	1	1	1
●	78	●2BM40590	GEAR Z14-Z12 D123	1	1	1

- Parts with "●" are component parts or sub-assemblies of the assembly appearing immediately above them.
- Parts with "●●" indicates the Service parts.

- Parts with "●●" are component parts or sub-assembly with "●" appearing immediately above them.

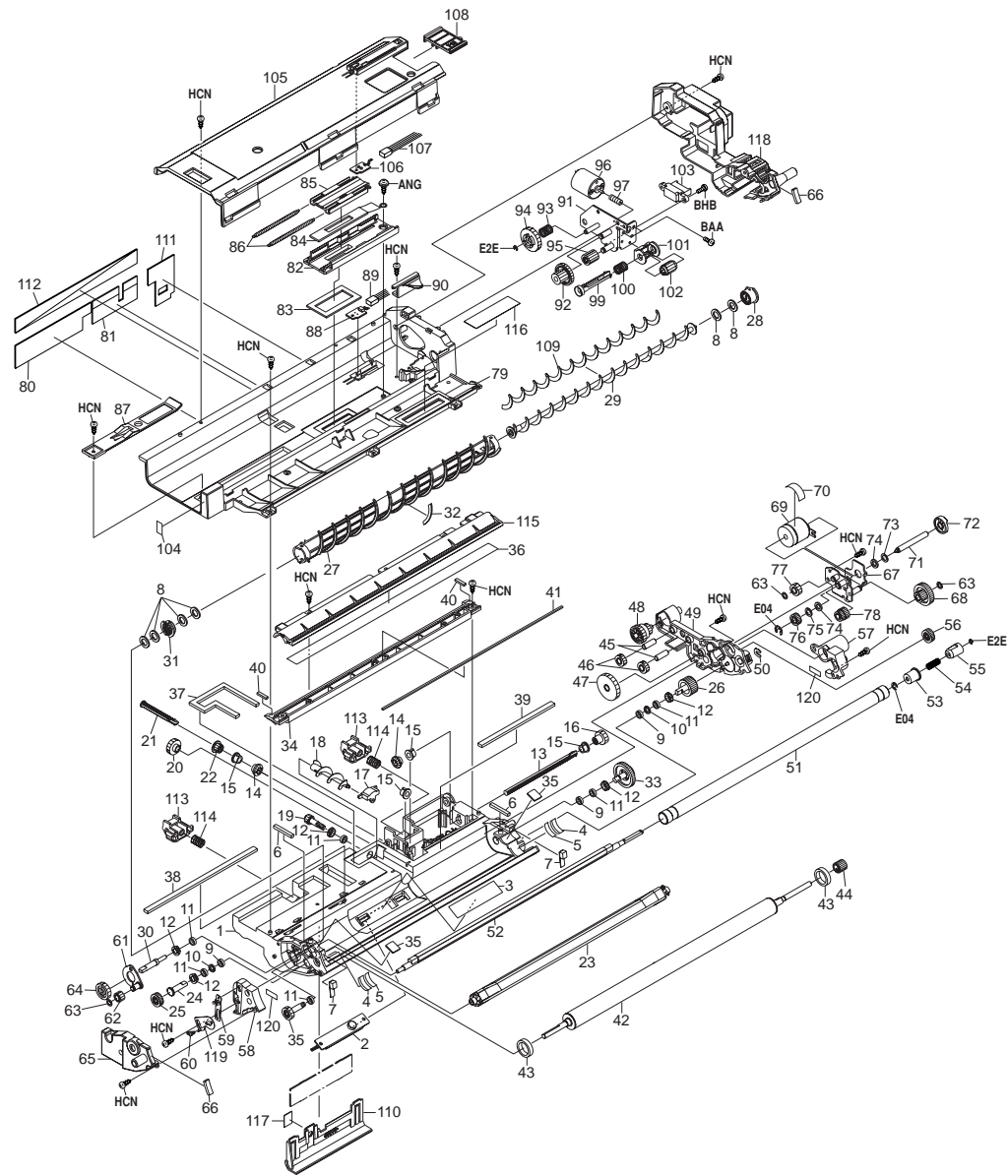


FIG. 14 DEVELOPER D3 UNIT

2A6

SP	Ref. No.	Part. No.	Description	Quantity		
				120V	230V	240V
	79	•2BM15250	GUIDE TCNT D3	1	1	1
	80	•2BM40600	SHEET HEAT A D3	1	1	1
	81	•2BM40610	SHEET HEAT B D3	1	1	1
	82	•2BM14200	GUIDE SHUTTER D1234	1	1	1
●	83	•2BM14260	SEAL GUIDE T D1234	1	1	1
●	84	•2BM14250	SEAL SHUTTER D1234	1	1	1
●	85	•2BM14240	SHUTTER D1234	1	1	1
●	86	•2BM14230	SPRING SHUTTER D1234	2	2	2
●	87	•2BM14120	LOCK SHUTTER D1234	1	1	1
●	88	•2BM01140	P.W.BOARD KP-819 ASSY	1	1	1
	89	•2BM27510	CONN.CORD LED D3 ASSY	1	1	1
	90	•2BM14890	GUIDE SCREW D23	1	1	1
	91	•2BM15260	PLATE MOTOR TONER D3	1	1	1
●	92	•2BM14460	GEAR Z31-Z15-8 D123	1	1	1
	93	•2BM14920	SP JOINT T SRP D23	1	1	1
	94	•2A614070	JOINT SCRAPER CI D	1	1	1
●	95	•2BM14280	GEAR Z14-8 D23	1	1	1
●	96	•2BM27340	DC MOTOR	1	1	1
●	97	•2BM14540	GEAR WORM	1	1	1
	98	•2BM27530	CONN.CORD TM D3 ASSY	1	1	1
●	99	•2BM14470	JOINT FEED T D123	1	1	1
	100	•2BM14190	SP JOINT T SW D1234	1	1	1
	101	•2BM14880	BKT JOINT TCNT D23	1	1	1
●	102	•2BM14480	WORM WHEEL D123	1	1	1
	103	•2A627610	WIRE C,DEVELOPING	1	1	1
	104	•2BM05200	LABEL POSITION C	1	1	1
	105	•2BM14900	COVER TCNT D23	1	1	1
●	106	•2BM01150	P.W.BOARD KP-820 ASSY	1	1	1
	107	•2BM27520	CONN.CORD PTR D3 ASSY	1	1	1
	108	•2A614050	DETECTION PLATE D3,DEVELOPING(F)	1		
	108	•2A614060	DETECTION PLATE D3,DEVELOPING(G)		1	1
	109	•2BM40790	SEAL SCREW D3	1	1	1
	110	•2BM14870	COVER PWB D234	1	1	1
	111	•2BM40620	SHEET HEAT C D3	1	1	1
	112	•2BM40630	SHEET HEAT D D3	1	1	1
	113	•2BM15300	PRESS PIECE D3	2	2	2
	114	•2BM15350	SPRING D3	2	2	2
	115	•2BM15340	COVER MAG D3	1	1	1
●	116	•2BM14270	SEAL LID DEVE D1234	1	1	1
	117	•2BM40140	SHEET PWB D1234	1	1	1

- Parts with "•" are component parts or sub-assemblies of the assembly appearing immediately above them.
- Parts with "●" indicates the Service parts.

SP	Ref. No.	Part. No.	Description	Quantity		
				120V	230V	240V
	118	•2BM15310	COVER R D3	1	1	1
	119	•2BM14440	PLATE ANGLE D123	1	1	1
	120	•2BM40700	SIMM D1234	2	2	2

- Parts with "••" are component parts or sub-assembly with "•" appearing immediately above them.

FIG. 15 DEVELOPER D4 UNIT

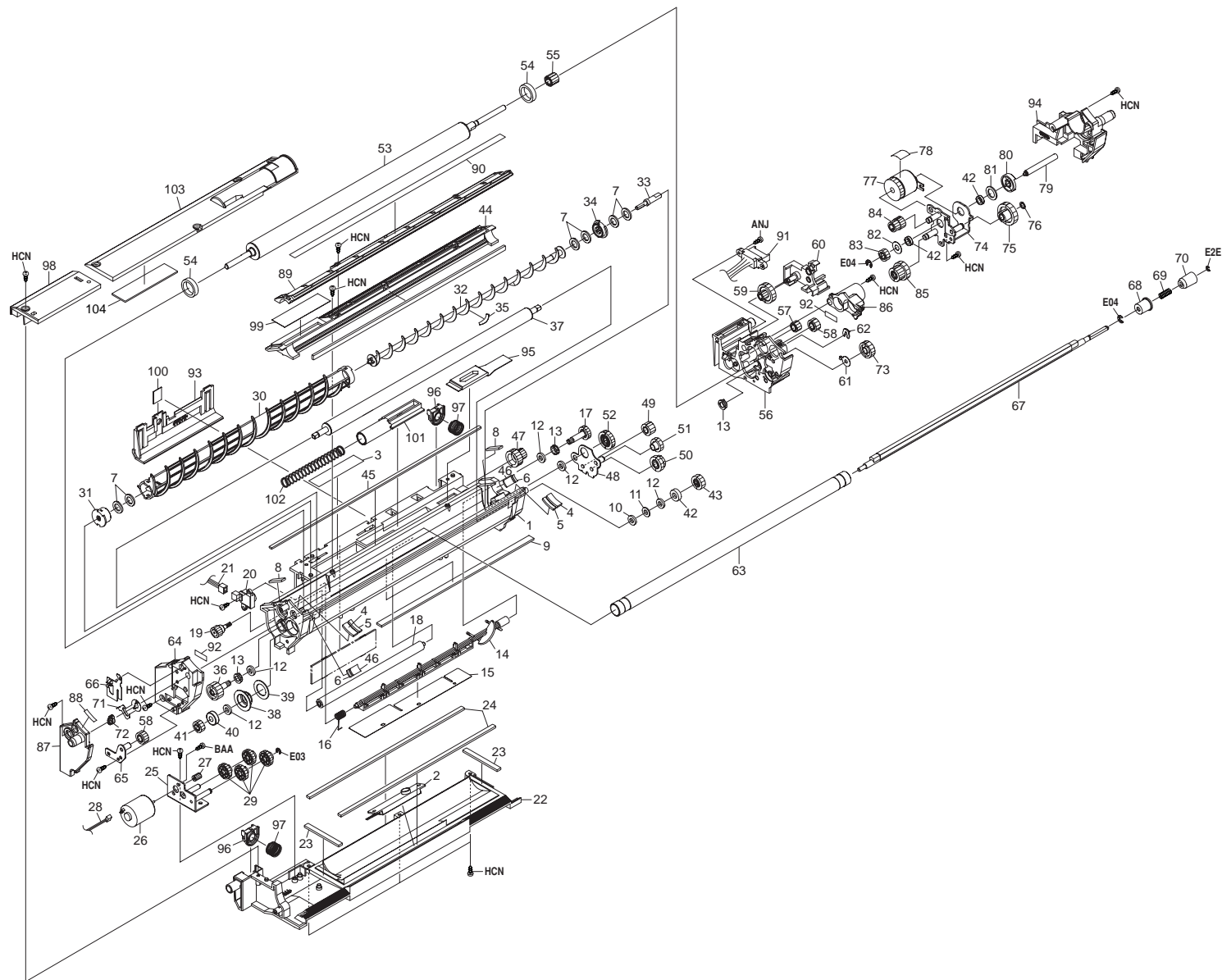


FIG. 15 DEVELOPER D4 UNIT

2A6

SP	Ref. No.	Part. No.	Description	Quantity		
				120V	230V	240V
●	1	2A693150	PARTS,DEVELOPING UNIT (BK)	1	1	1
		●2BM15440	CASE DLP D4	1	1	1
●	2	●2BM27540	TONER SENSOR ASSY	1	1	1
	3	●2BM14310	SENSOR FACE D1234	1	1	1
	4	●2BM40560	MAGNET SEAL D1234	2	2	2
	5	●2BM40570	SEAL SIDE D24	2	2	2
	6	●2BM14300	SCRAPER PULLEY D1234	2	2	2
	7	●2BM14180	MAGNET MIXER D1234	6	6	6
	8	●2BM15810	SEAL CASE B D4	2	2	2
	9	●2BM14500	SEAL CASE D123	1	1	1
	10	●2BM40190	SEAL BUSH D1234	1	1	1
	11	●2BM40200	SPACER D1234	1	1	1
●	12	●2BM14390	OIL SEAL	5	5	5
	13	●2BM14330	BUSH D1234	3	3	3
	14	●2BM15510	SCRAPER HOPPER D4	1	1	1
	15	●2BM15880	SHEET SCRAPER D4	1	1	1
	16	●2BM15580	SP SENSOR D4	1	1	1
●	17	●2BM14210	GEAR Z28-5 D1234	1	1	1
	18	●2BM15870	ROLL SUPPLY	1	1	1
●	19	●2BM15860	GEAR SUPPLY	1	1	1
●	20	●33915180	TONER EMPTY DETECTION SENSOR	1	1	1
	21	●2BM27590	CONN.CORD SENSOR D4 ASSY	1	1	1
	22	●2BM15540	COVER BOTTOM D4	1	1	1
	23	●2BM15820	SEAL BOTTOM B D4	2	2	2
	24	●2BM15830	SEAL BOTTOM A D4	2	2	2
	25	●2BM15550	BKT MOTOR TONER D4	1	1	1
●	26	●2BM27340	DC MOTOR	1	1	1
	27	●2BM15850	GP MOTOR GEAR	1	1	1
	28	●2BM27600	CONN.CORD TM D4 ASSY	1	1	1
●	29	●2BM15690	GEAR Z35-Z17-5 D4	4	4	4
	30	●2BM14130	TUBE MIXER D1234	1	1	1
	31	●2BM14150	FLANGE MIXER L D1234	1	1	1
	32	●2BM14160	SCREW MIXER D1234	1	1	1
	33	●2BM40110	SHAFT MIXER D4	1	1	1
	34	●2BM14170	FLANGE MIXER R D1234	1	1	1
	35	●2BM40580	SCRAPER MIXER D1234	1	1	1
●	36	●2BM15680	GEAR Z35-5T D4	1	1	1
	37	●2BM40530	ROLL MAG2 D4	1	1	1
	38	●2BM15770	FLANGE BUSH D4	1	1	1
	39	●2BM15840	SEAL FLANGE D4	1	1	1

SP	Ref. No.	Part. No.	Description	Quantity		
				120V	230V	240V
	40	●G4090010	BEARING R-1560X2DD	1	1	1
●	41	●2BM15760	GEAR Z24-5 D4	1	1	1
●	42	●2BM40310	BALL BEARING D1234	3	3	3
●	43	●2BM15740	GEAR Z18-8 D4	1	1	1
	44	●2BM15450	STAY DLP D4	1	1	1
●	45	●2BM14320	SEAL BLADE D1234	1	1	1
	46	●2BM40010	SEAL CASE A D4	2	2	2
●	47	●2BM15710	GEAR Z22-Z20 D4	1	1	1
	48	●2BM15620	PLATE GEAR D4	1	1	1
●	49	●2BM15430	GEAR Z15-8 D4	1	1	1
●	50	●2BM40680	GEAR Z20-Z16 D4	1	1	1
●	51	●2BM40690	GEAR Z17-8 D4	1	1	1
●	52	●2BM15730	GEAR Z24-8 D4	1	1	1
	53	●2BM14620	ROLLER MAGNET D4	1	1	1
	54	●2BM14010	PULLY D1234	2	2	2
●	55	●2BM40460	GAER MG H D1234	1	1	1
	56	●2BM15490	FLANGE R D4	1	1	1
●	57	●2BM14110	GEAR Z20-5 D1234	1	1	1
●	58	●2BM15100	GEAR Z25-5 D34	2	2	2
●	59	●2BM15700	GEAR Z43-Z17-5 D4	1	1	1
	60	●2BM15530	BKT CONNECTOR D4	1	1	1
	61	●2BM40090	PLATE GEAR MAG2 D4	1	1	1
●	62	●2A806250	RING STOPPER	1	1	1
	63	●2BM14030	ROLLER BLADE D1234	1	1	1
	64	●2BM15470	PITCH PIECE F D4	1	1	1
	65	●2BM15790	PLATE IDLE D4	1	1	1
	66	●2BM15610	PLATE JOINT BIAS D4	1	1	1
	67	●2BM14040	SHAFT MG BLADE D1234	1	1	1
●	68	●2BM14220	BUSH BIAS D1234	1	1	1
	69	●2BM14290	SP MG BLADE D1234	1	1	1
●	70	●2BM14050	JOINT MG D1234	1	1	1
	71	●2BM15570	PLATE ANGLE D4	1	1	1
	72	●2BM40040	PRESS D CUT D1234	1	1	1
●	73	●2BM40450	GEAR Z39H D4	1	1	1
	74	●2BM15480	BKT CLUTCH D4	1	1	1
●	75	●2BM40650	GEAR Z30H-Z22H D34	1	1	1
●	76	●2BM40060	CUT WASHER	1	1	1
●	77	●2BM27960	CLUTCH 26-H	1	1	1
	78	●2BM40150	SEAL CLUTH D1234	1	1	1
	79	●2BM14070	SHAFT CLUTCH D1234	1	1	1

- Parts with "●" are component parts or sub-assemblies of the assembly appearing immediately above them.
- Parts with "●●" indicates the Service parts.

- Parts with "●●" are component parts or sub-assembly with "●" appearing immediately above them.

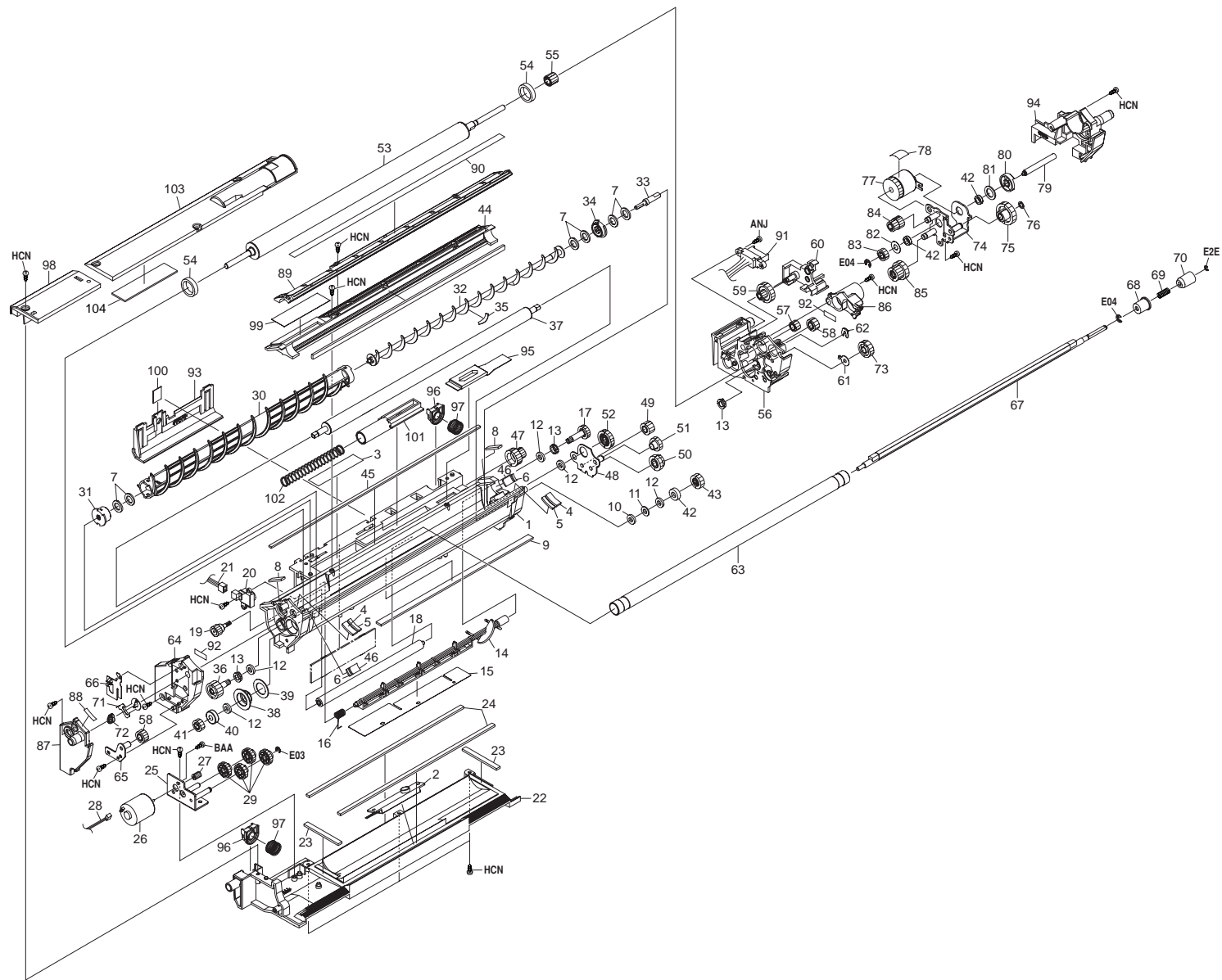


FIG. 15 DEVELOPER D4 UNIT

2A6

SP	Ref. No.	Part. No.	Description	Quantity		
				120V	230V	240V
●	80	•2BM14090	JOINT D1234	1	1	1
	81	•2BM40500	POLY WASHER 16	1	1	1
	82	•2BM40510	POLY WASHER 14	1	1	1
●	83	•2BM40360	GEAR Z14D-8 D1234	1	1	1
●	84	•2BM40670	GEAR Z14-Z12 D4	1	1	1
●	85	•2BM15750	GEAR Z24-Z18-8 D4	1	1	1
	86	•2BM15500	PITCH PIECE R D4	1	1	1
	87	•2BM15650	COVER F D4	1	1	1
	88	•2BM40300	SEAL MG D1234	1	1	1
	89	•2BM15520	COVER MAG D4	1	1	1
	90	•2BM40520	SEAL COVER MG D4	1	1	1
	91	•2A627590	WIRE K,DEVELOPING	1	1	1
	92	•2BM40700	SIMM D1234	2	2	2
	93	•2BM14870	COVER PWB D234	1	1	1
	94	•2BM15560	COVER R D4	1	1	1
●	95	•2BM15590	SEAL SHUTTER D4	1	1	1
	96	•2BM15600	PRESS PIECE D4	2	2	2
	97	•2BM15670	SP PRESS D4	2	2	2
	98	•2BM15630	COVER MOTOR D4	1	1	1
●	99	•2BM14270	SEAL LID DEVE D1234	1	1	1
	100	•2BM40140	SHEET PWB D1234	1	1	1
●	101	•2BM15640	SHUTTER D4	1	1	1
	102	•2BM15800	SP SHUTTER D4	1	1	1
	103	•2BM15660	COVER HOPPER D4	1	1	1
●	104	•2BM15780	SEAL COVER HOPPER D4	1	1	1

- Parts with "•" are component parts or sub-assemblies of the assembly appearing immediately above them.
- Parts with "●" indicates the Service parts.

- Parts with "••" are component parts or sub-assembly with "•" appearing immediately above them.

FIG. 16 FACE DOWN UNIT

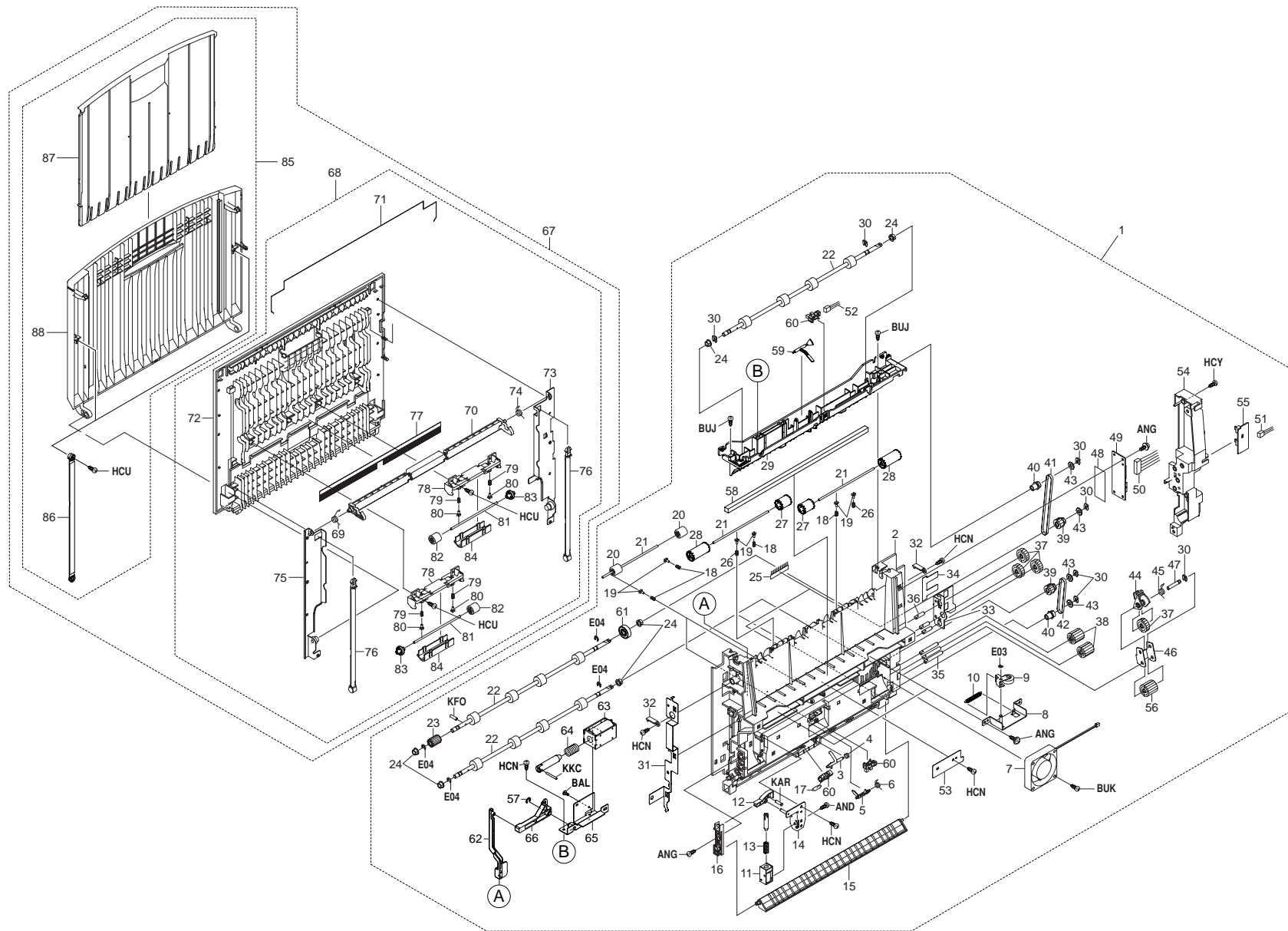


FIG. 16 FACE DOWN UNIT

2A6

SP	Ref. No.	Part. No.	Description	Quantity		
				120V	230V	240V
	1	2A600170	FD UNIT ASS'Y	1	1	1
	2	•2BM21010	FRAME FD	1	1	1
●	3	•2BM21260	ACTUATOR SENSOR FU	1	1	1
●	4	•2BM21400	SPRING ACT FU	1	1	1
●	5	•2BM21130	ACTUATOR SENSOR FD	1	1	1
●	6	•2BM21390	SPRING ACT MIDDLE	1	1	1
●	7	•2BM21630	FAN FD	1	1	1
	8	•2BM21090	PLATE PRESS DLP BASE	2	2	2
	9	•2BM21100	ARM PRESS DLP	2	2	2
●	10	•2BM21110	SPRING PRESS DLP	2	2	2
●	11	•2BM27800	SOLENOID FD	1	1	1
●	12	•2BM21050	LEVER SOLENOID	1	1	1
●	13	•2BM21060	SPRING SOL	1	1	1
	14	•2BM21040	FD PLATE SOLENOID	1	1	1
	15	•2BM21080	GUIDE CHANGE	1	1	1
●	16	•2BM21070	LEVER GUIDE CHANGE	1	1	1
	17	•2BM17990	STOPPER PI	1	1	1
●	18	•2BM21530	SPRING EXIT	6	6	6
	19	•2BM20610	BUSH SP	8	8	8
	20	•2BM21160	PULLEY EXIT A	4	4	4
	21	•2BM21170	SHAFT ROLLER FD	4	4	4
●	22	•2BM21200	ROLLER FD	4	4	4
●	23	•2BM21440	NOB ROLL FD	1	1	1
●	24	•2BM21210	BUSH DRUM	8	8	8
	25	•2BM21610	BRUSH ERASER S	2	2	2
	26	•2BM21480	SPRING EXIT	2	2	2
●	27	•2A621270	PULLY A,EJECT	2	2	2
●	28	•2A621280	PULLY B,EJECT	2	2	2
	29	•2A621200	UPPER GUIDE,EJECT	1	1	1
●	30	•5MVXIIDN003	RING STOPPER	7	7	7
	31	•2A621220	GROUND PLATE,EJECT	1	1	1
	32	•2BM21350	LOCK COVER FU	2	2	2
	33	•2BM21450	PLATE EARTH SWITCH	1	1	1
	34	•2BM21650	FILM SWITCH	1	1	1
	35	•2BM21310	PIN IDLE 2	3	3	3
	36	•2BM21300	PIN IDLE 1	3	3	3
●	37	•2BM21140	GEAR Z26	4	4	4
●	38	•2BM21330	GEAR Z22	2	2	2
●	39	•2BM21250	FD PULLEY GEAR Z18	2	2	2
●	40	•2BM21220	FD PULLEY BELT Z18	2	2	2

SP	Ref. No.	Part. No.	Description	Quantity		
				120V	230V	240V
●	41	•2BM21270	BELT FD 264	1	1	1
●	42	•2BM21280	BELT FD 156	1	1	1
●	43	•2BM21230	FD FLANGE BELT	4	4	4
	44	•2BM21470	BKT PITCH JOINT	1	1	1
	45	•2A621300	SPRING,FD JOINT	1	1	1
	46	•2BM21410	PLATE JOINT	1	1	1
	47	•2BM21430	PIN JOINT	1	1	1
●	48	•2BM21600	PROTECT BOARD	1	1	1
●	49	•2BM01190	P.W.BOARD KP-828 ASSY	1	1	1
	50	•2A627520	JUNCTION WIRING,FACE DOWN	1	1	1
	51	•2BM27830	CONN.CORD C.SWITCHASSY	1	1	1
	52	•2BM27820	CONN.CORD P.FULLASSY	1	1	1
	53	•2BM21640	COVER CORD FD	1	1	1
	54	•2BM21030	COVER GEAR FD	1	1	1
●	55	•2BM01090	P.W.BOARD KP-809 ASSY	1	1	1
●	56	•2BM21340	GEAR INPUT Z24	1	1	1
●	57	•34806150	STOPPER 5	1	1	1
	58	•2A621290	SPONGE,EJECT	1	1	1
●	59	•2A621210	UPPER EJECT,ACTUATOR	1	1	1
●	60	•2BM27240	PT.SENSOR GP1S74P	3	3	3
●	61	•73210370	GEAR 18,LOOP	1	1	1
	62	•2A621070	LEVER,FEED SHIFT GUIDE	1	1	1
●	63	•61727681	SOLENOID B,CLEANING	1	1	1
●	64	•2A621260	SPRING,SOLENOID RELEASE	1	1	1
	65	•2A621060	MOUNT,SOLENOID	1	1	1
	66	•2A621080	LEVER,SOLENOID	1	1	1
	67	2BM00880	COVER FD ASSY	1	1	1
	68	•2BM68200	COVER FD ASSY	1	1	1
●	69	••2BM21580	SPRING LEVER FD F	1	1	1
	70	••2BM21500	LEVER COVER FD	1	1	1
	71	••2BM42590	WIRE EARTH FD	1	1	1
	72	••2BM21490	COVER FD	1	1	1
	73	••2BM21560	PLATE FDC R	1	1	1
●	74	••2BM21570	SPRING LEVER FD R	1	1	1
	75	••2BM21550	PLATE FDC F	1	1	1
●	76	••2BM21380	STOPPER COVER FD	2	2	2
	77	••2BM21460	BRUSH ERASER	1	1	1
	78	••2BM21510	CASE EXIT FU	2	2	2
●	79	••2BM21530	SPRING EXIT	4	4	4
	80	••2BM20610	BUSH SP	4	4	4

- Parts with "•" are component parts or sub-assemblies of the assembly appearing immediately above them.
- Parts with "●" indicates the Service parts.

- Parts with "••" are component parts or sub-assembly with "•" appearing immediately above them.

FIG. 16 FACE DOWN UNIT

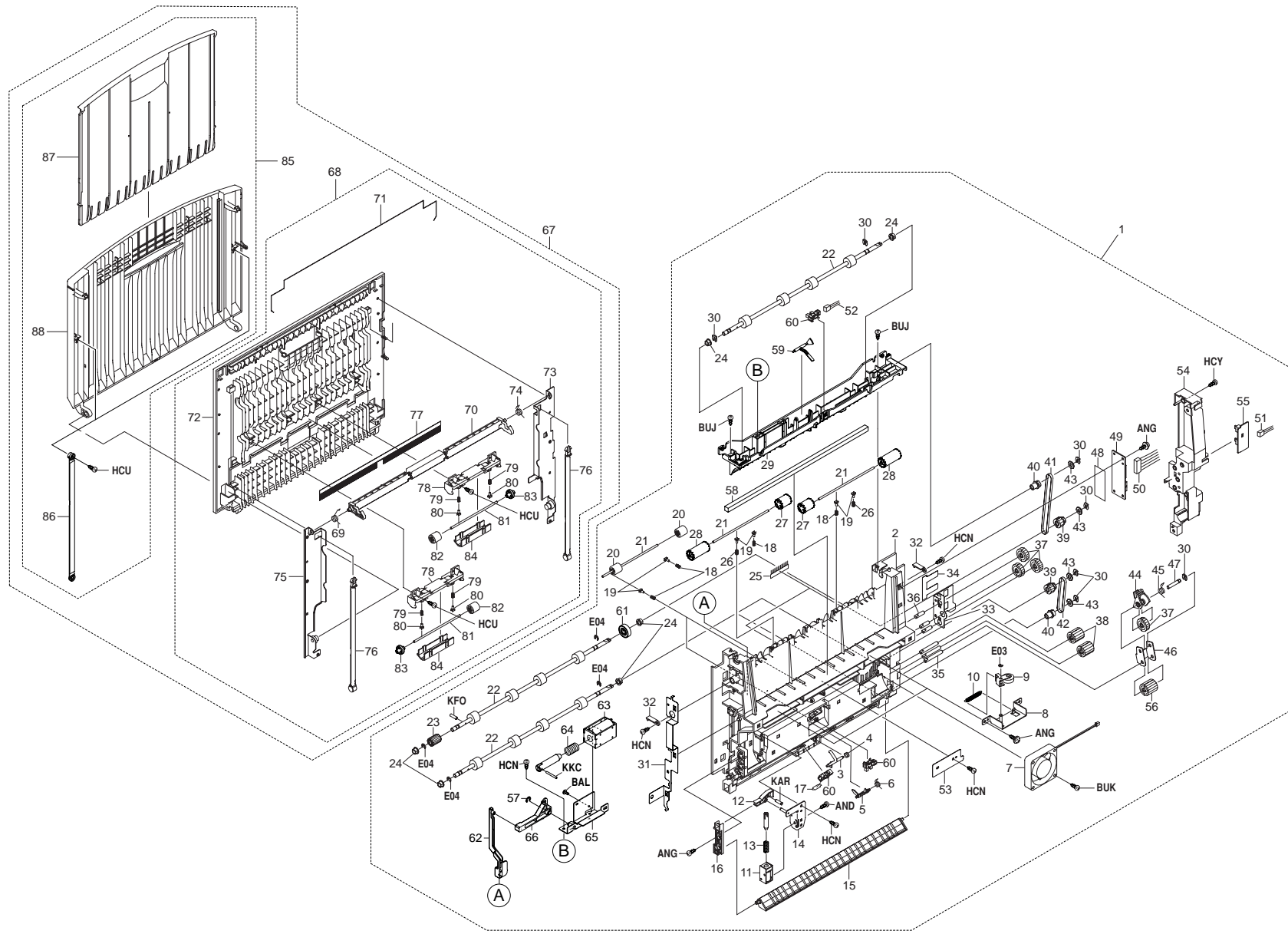


FIG. 16 FACE DOWN UNIT

2A6

SP	Ref. No.	Part. No.	Description	Quantity		
				120V	230V	240V
●	81	••2BM21520	SHAFT ROLLER FU	2	2	2
	82	••2BM21160	PULLEY EXIT A	2	2	2
	83	••2BM21670	PULLY EXIT C	2	2	2
	84	••2BM21540	COVER EXIT FU	2	2	2
	85	•2BM68190	TRAY FU ASSY	1	1	1
	86	••2BM04210	BAND TRAY	2	2	2
	87	••2BM04200	TRAY FU B	1	1	1
	88	••2BM04190	TRAY FU A	1	1	1

- Parts with "•" are component parts or sub-assemblies of the assembly appearing immediately above them.
- Parts with "●" indicates the Service parts.

- Parts with "••" are component parts or sub-assembly with "•" appearing immediately above them.

FIG. 17 BYPASS TRAY

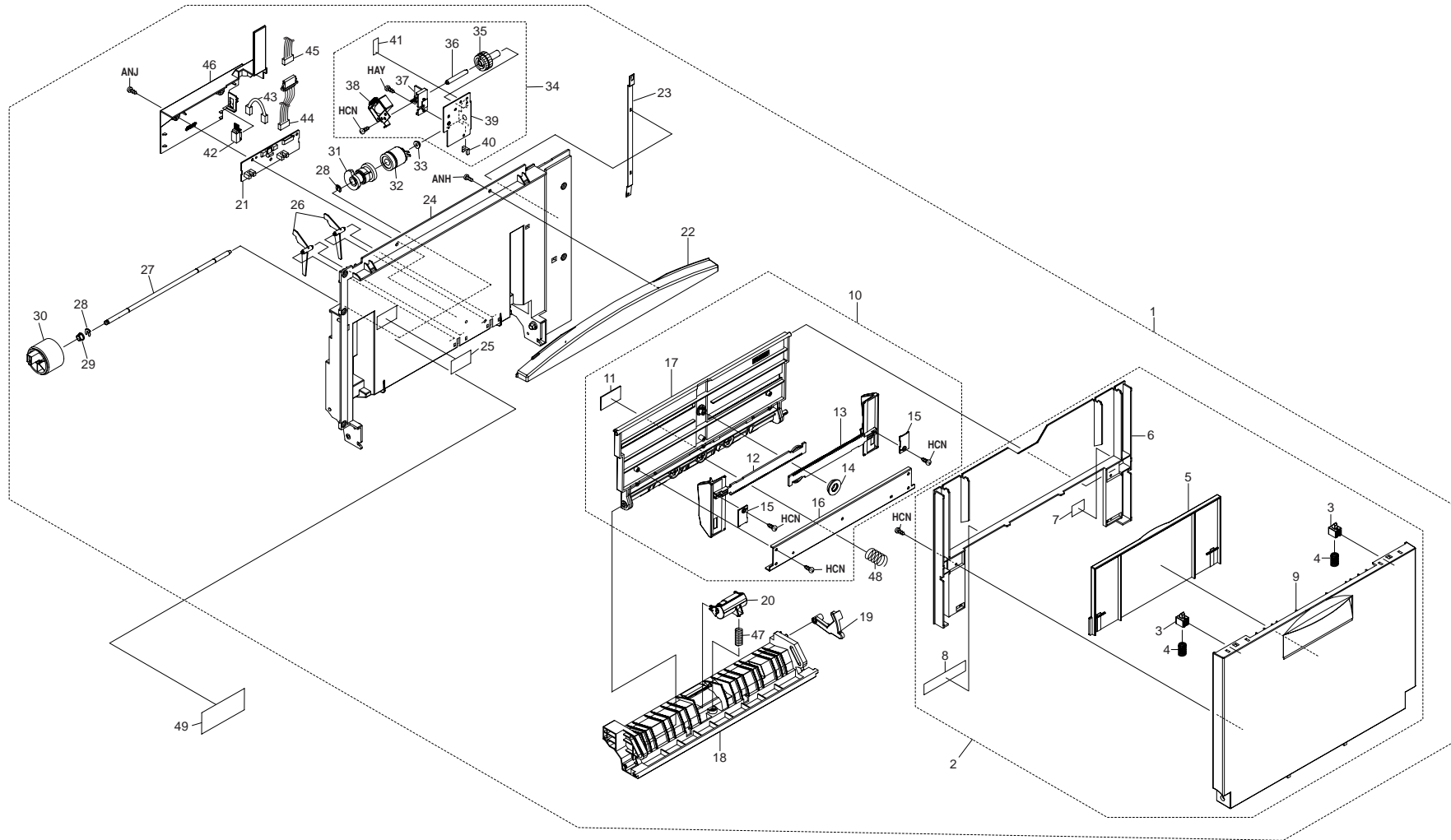


FIG. 17 BYPASS TRAY

2A6

SP	Ref. No.	Part. No.	Description	Quantity		
				120V	230V	240V
	1	2A600210	UNIT ASS'Y MPF	1	1	1
	2	•2BM68130	COVER RIGHT MPF ASSY	1	1	1
	3	••2BM07130	LOCK COVER MPF	2	2	2
	4	••2BM07140	SPRING LOCK MPF	2	2	2
	5	••2BM07120	TRAY EXTENTION MPF	1	1	1
	6	••2BM07110	BASE TRAY MPF	1	1	1
●	7	••2BM07370	LABEL MPF	1	1	1
●	8	••2A605010	ORIGINAL SIZE INDICATOR MPF,SIZE	1	1	1
●	9	••2BM07100	COVER RIGHT MPF	1	1	1
	10	•2BM68140	PLATE BOTTOM MPF ASSY	1	1	1
●	11	••2BM07170	PAD FRICTION	1	1	1
	12	••2BM07200	GUIDE PAPER SIDE F	1	1	1
	13	••2BM07180	GUIDE PAPER SIDE R	1	1	1
	14	••2BM07310	GEAR GUIDE SIDE	1	1	1
	15	••2BM07210	HOLDER GUIDE SIDE	2	2	2
	16	••2BM07160	PLATE BOTTOM B	1	1	1
	17	•2BM07150	PLATE BOTTOM A	1	1	1
	18	•2BM07020	GUIDE PAPER MPF	1	1	1
●	19	•2BM07050	ACTUATOR CAM MPF	1	1	1
●	20	•2BM07340	RETARD ROLL ASSY	1	1	1
●	21	•2BM01210	P.W.BOARD KP-832 ASSY	1	1	1
●	22	•2A604110	UPPER COVER,BYPASS	1	1	1
	23	•2BM07070	PLATE EARTH MPF	1	1	1
	24	•2BM07010	FRAME RIGHT MPF	1	1	1
	25	•2BM07360	LABEL MP TRAY	1	1	1
●	26	•2BM07060	ACTUATOR PAPER MPF	2	2	2
	27	•2BM07260	SHAFT ROLL MPF	1	1	1
●	28	•2A806250	RING STOPPER	2	2	2
●	29	•2BM07320	BUSH POM B	1	1	1
●	30	•2BM07270	ROLL FEED MPF ASSY	1	1	1
●	31	•2BM27120	CLUTCH MPF ASSY	1	1	1
●	32	•2BM27780	CLUTCH 26-B	1	1	1
●	33	•2BM07330	BUSH METAL	1	1	1
	34	•2BM68150	PLATE DRIVE MPF ASSY	1	1	1
●	35	••2BM07240	GEAR MPF Z28 Z30	1	1	1
	36	••2BM07250	SHAFT GEAR MPF	1	1	1
	37	••2BM07230	HOLDER DRIVE MPF	1	1	1
●	38	••2BM27100	SOLENOID MPF	1	1	1
	39	••2BM07220	PLATE DRIVE MPF	1	1	1
	40	••M2504030	EDGING,ES-0505-2(NIKKO)	1	1	1

SP	Ref. No.	Part. No.	Description	Quantity		
				120V	230V	240V
	41	•2BM07380	SEAL MPF	1	1	1
●	42	•2BM27170	PT.SENSOR GP2S30	1	1	1
	43	•2BM27140	CONN.CORD P.SIZE ASSY	1	1	1
	44	•2A627820	WIRE MPF	1	1	1
	45	•2A627830	JUNCTION WIRING MPF	1	1	1
	46	•2BM07030	COVER PWB MPF	1	1	1
●	47	•2BM07290	SPRING RETARD MPF	1	1	1
	48	•2BM07080	SPRING BOTTOM MPF	1	1	1
	49	2BM05250	LABEL PAPER TYPE E	1	1	1

- Parts with "•" are component parts or sub-assemblies of the assembly appearing immediately above them.
- Parts with "●" indicates the Service parts.

- Parts with "••" are component parts or sub-assembly with "•" appearing immediately above them.

FIG. 18 PRIMARY TRANSFER

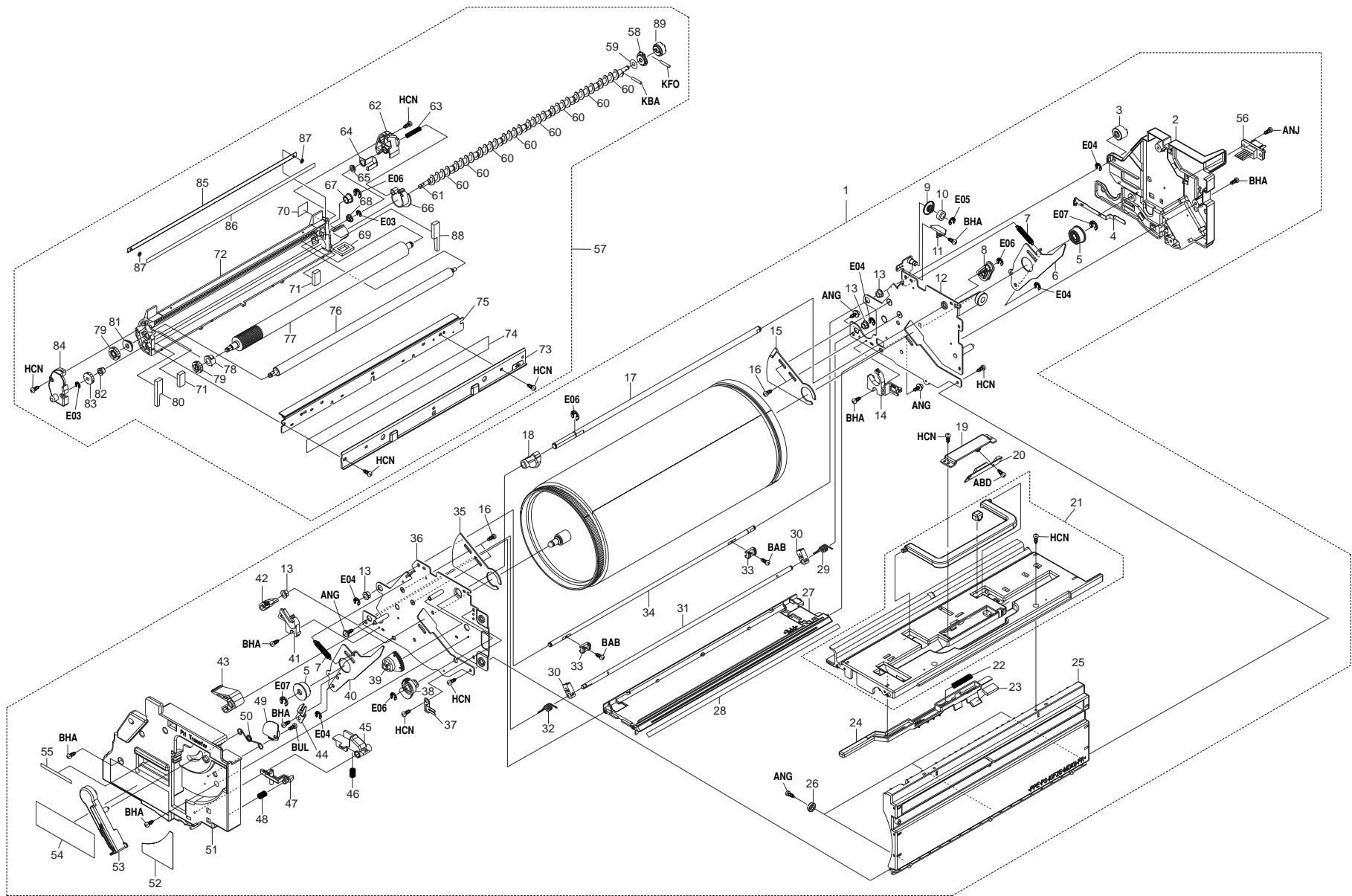


FIG. 18 PRIMARY TRANSFER

2A6

SP	Ref. No.	Part. No.	Description	Quantity		
				120V	230V	240V
●		2A693190	PARTS,MIDDLE TRANSFER UNIT	1	1	1
	2	●2BM16160	COVER IMAGE R	1	1	1
	3	●2BM16200	JOINT CAM CL	1	1	1
	4	●2BM16460	PLATE BIAS FLICKER B	1	1	1
	5	●2BM16150	BUSH CYLINDER	2	2	2
	6	●2BM16240	PLATE PRESS IMAGE R	1	1	1
●	7	●2BM16320	SPRING IMAGE PRESS	2	2	2
	8	●2BM16350	CAM PRESS R	1	1	1
	9	●2BM16990	SPRING PLATE IMAGE	1	1	1
●	10	●G3006860	MINIATURE BEARING 686ZZ	1	1	1
	11	●2BM16500	STOPPER GUIDE	1	1	1
	12	●2BM16370	PLATE IMAGE R ASSY	1	1	1
●	13	●2BM21210	BUSH DRUM	4	4	4
	14	●2BM16220	HOLDER CL R	1	1	1
	15	●2BM16400	PLATE PICH IMAGE R	1	1	1
	16	●2BM16830	SCREW STUD A	4	4	4
	17	●2BM16330	SHAFT IMAGE LOCK	1	1	1
	18	●2BM16380	LOCK IMAGE	1	1	1
	19	●2BM16030	BRACKET SENSOR ID	1	1	1
●	20	●2BM27720	PT.SENSOR KUA0020C	1	1	1
	21	●2BM00820	FRAME IMAGE TOP ASSY	1	1	1
	22	●2BM16060	SPRING SENSOR ID	1	1	1
	23	●2BM16050	PAD CLEANER ID	1	1	1
	24	●2BM16040	NOB CLEANER ID	1	1	1
	25	●2BM16070	STAY IMAGE	1	1	1
	26	●2BM16080	PULLEY IMAGE	3	3	3
	27	●2BM16260	BRACKET CLEANER	1	1	1
●	28	●2BM16560	SEAL BKT CLEANER	1	1	1
●	29	●2BM16280	SPRING PRESS CL F	1	1	1
	30	●2BM16440	LEVER CL	2	2	2
	31	●2BM16520	SHAFT LEVER	1	1	1
●	32	●2BM16270	SPRING PRESS CL R	1	1	1
	33	●2BM16190	CAM CLEANER	2	2	2
	34	●2BM16180	SHAFT CAM CLEANER	1	1	1
	35	●2BM16390	PLATE PICH IMAGE F	1	1	1
	36	●2BM16360	PLATE IMAGE F ASSY	1	1	1
	37	●2BM16930	EARTH FRAME	1	1	1
	38	●2BM16340	CAM PRESS F	1	1	1
●	39	●2BM16010	GEAR LEVER FRAME	1	1	1
	40	●2BM16230	PLATE PRESS IMAGE F	1	1	1

SP	Ref. No.	Part. No.	Description	Quantity			
				120V	230V	240V	
		41	●2BM16210	HOLDER CL F	1	1	1
		42	●2BM16420	LEVER CL RELEASE A	1	1	1
		43	●2BM16430	LEVER CL RELEASE B	1	1	1
		44	●2BM16250	EARTH IMAGE	1	1	1
		45	●2BM16300	STOPPER LEVER IMAGE	1	1	1
●		46	●2BM16310	SPRING STOPPER LEVER	1	1	1
		47	●2BM16410	LEVER LOCK	1	1	1
●		48	●2BM16920	SPRING LEVER LOCK	1	1	1
		49	●2BM16480	STOPPER SPRING	1	1	1
		50	●2BM16490	SPRING LEVER FRAME	1	1	1
		51	●2BM16290	COVER IMAGE F	1	1	1
		52	●2BM16550	LABEL IMAGE C	1	1	1
		53	●2BM16020	LEVER FRAME IMAGE	1	1	1
		54	●2BM16530	LABEL IMAGE A	1	1	1
		55	●2BM16540	LABEL IMAGE B	1	1	1
		56	●2A627560	WIRE,IMAGE DENSITY SENSOR	1	1	1
●		57	2BM93270	BC-800(BRUSH CLEANER)	1	1	1
●		58	●2BM16690	BUSH SCREW R	1	1	1
●		59	●2BM16940	SEAL SHIELD SCREW	1	1	1
		60	●2BM16640	SCREW CLEANER	8	8	8
		61	●2BM16760	SHAFT SCREW	1	1	1
		62	●2BM16630	COVER CLEANER R	1	1	1
●		63	●2BM16590	SPRING SHUTTER	1	1	1
		64	●2BM16870	PLATE BAI SWEEP	1	1	1
		65	●2BM16900	BUSH EARTH	1	1	1
●		66	●2BM16570	SHUTTER CLEANER	1	1	1
●		67	●2BM16670	BUSH BRUSH R	1	1	1
●		68	●2BM16890	BUSH SWEEP R	1	1	1
●		69	●2BM16580	SEAL SHUTTER	1	1	1
		70	●2BM45010	SEAL SHUTTER B	1	1	1
●		71	●2BM16950	SEAL SWEEP SIDE F	2	2	2
		72	●2BM16610	FRAME CLEANER	1	1	1
		73	●2BM16740	GUIDE TONER	1	1	1
●		74	●2BM16780	SEAL GUIDE TONER	1	1	1
●		75	●2BM16910	BLADE CLEANER	1	1	1
●		76	●2BM16850	ROLLER SWEEP	1	1	1
●		77	●2BM16600	BRUSH FUR	1	1	1
●		78	●2BM16680	BUSH BRUSH F	1	1	1
●		79	●2BM16730	GEAR BRUSH Z19	2	2	2
●		80	●2BM16810	SEAL BRUSH SIDE F	1	1	1

- Parts with "●" are component parts or sub-assemblies of the assembly appearing immediately above them.
- Parts with "●●" indicates the Service parts.

- Parts with "●●" are component parts or sub-assembly with "●" appearing immediately above them.

FIG. 18 PRIMARY TRANSFER

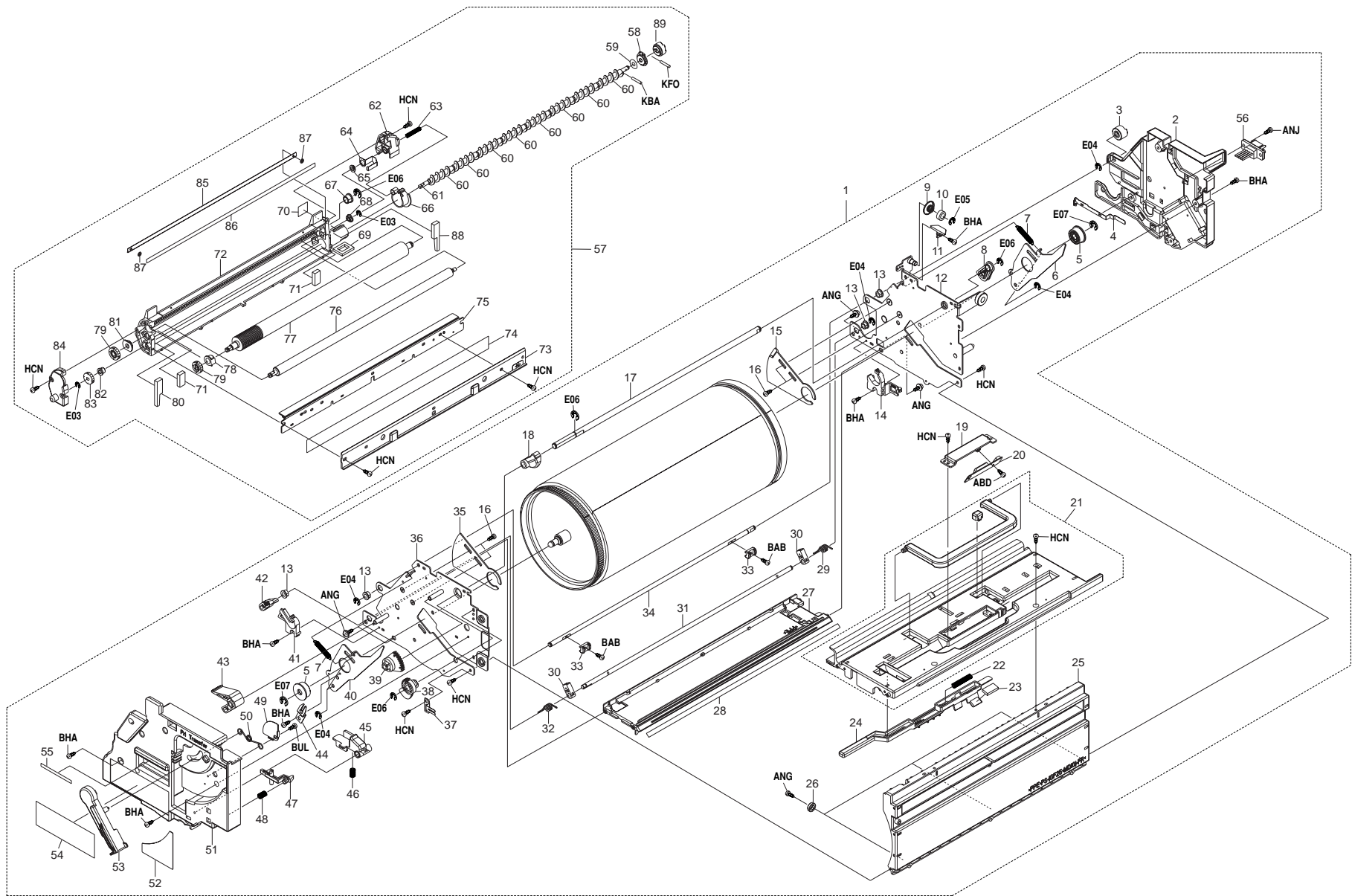


FIG. 18 PRIMARY TRANSFER

2A6

SP	Ref. No.	Part. No.	Description	Quantity		
				120V	230V	240V
●	81	•2BM16880	BUSH SWEEP F	1	1	1
●	82	•2BM16700	BUSH SCREW F	1	1	1
●	83	•2BM16860	GEAR SCREW Z19	1	1	1
	84	•2BM16620	COVER CLEANER F	1	1	1
	85	•2BM16980	PLATE GUIDE SWEEP	1	1	1
●	86	•2BM16970	SEAL GUIDE SWEEP	1	1	1
	87	•2BM45020	PUSH NUT	2	2	2
●	88	•2BM16820	SEAL BRUSH SIDE R	1	1	1
●	89	•2BM16660	JOINT SCREW	1	1	1

- Parts with "•" are component parts or sub-assemblies of the assembly appearing immediately above them.
- Parts with "●" indicates the Service parts.

- Parts with "••" are component parts or sub-assembly with "•" appearing immediately above them.

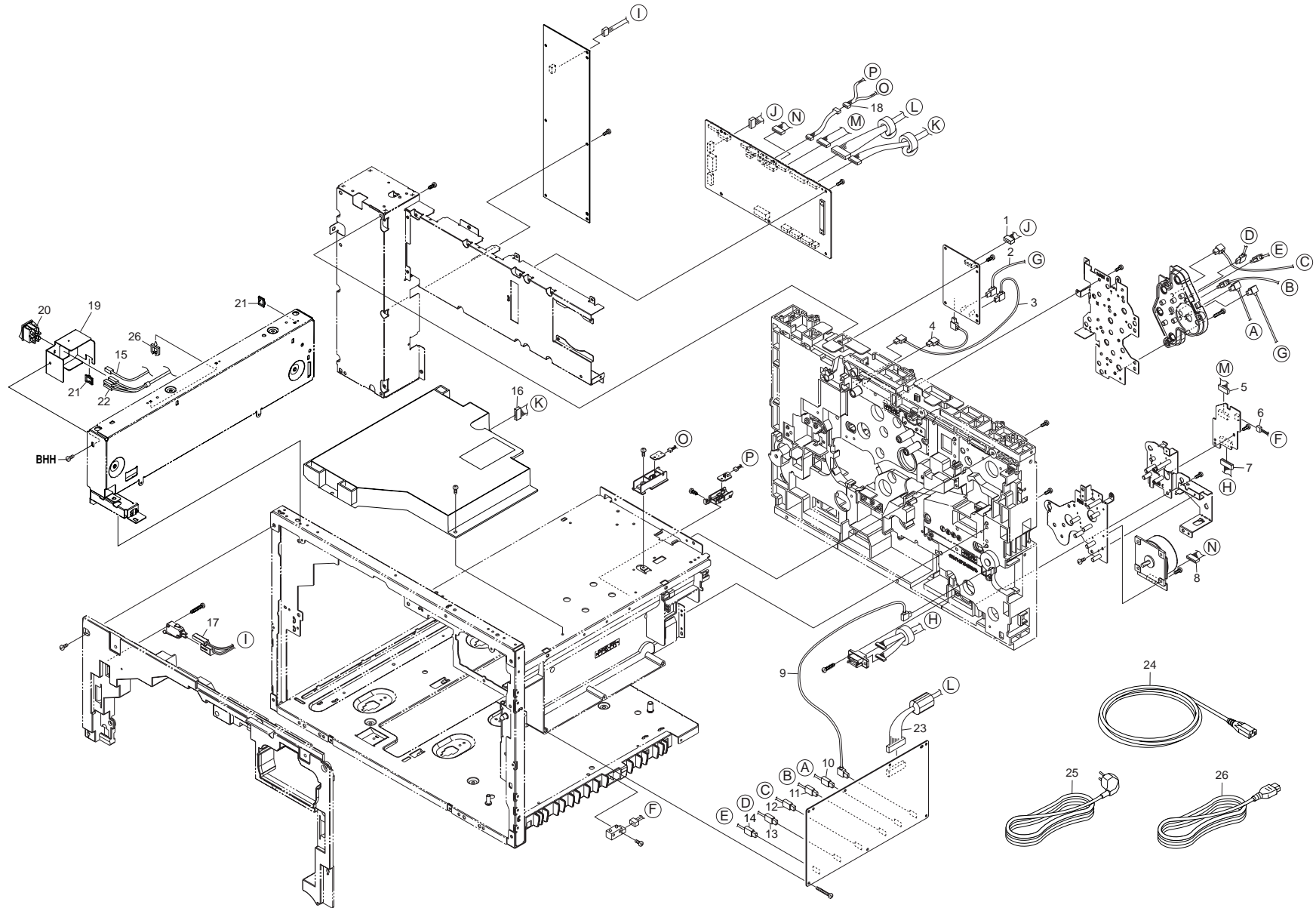


FIG. 19 ELECTRICAL PARTS I

SP	Ref. No.	Part. No.	Description	Quantity		
				120V	230V	240V
	1	2BM28650	CONN.CORD HV-MAIN ASSY	1	1	1
	2	2BM28790	CONN.CORD HV T2 ASSY	1	1	1
	3	2BM28860	CONN.CORD HV G ASSY	1	1	1
	4	2BM28870	CONN.CORD HV MAIN ASSY	1	1	1
	5	2BM28560	CONN.CORD D.FEED ASSY	1	1	1
	6	2BM28590	CONN.CORD S2568 ASSY	1	1	1
	7	2BM28670	CONN.CORD FEED ASSY	1	1	1
	8	2BM28570	CONN.CORD FEED MOTOR ASSY	1	1	1
	9	2BM28850	CONN.CORD HV ASSY	1	1	1
	10	2BM28800	CONN.CORD HV T1 ASSY	1	1	1
	11	2BM28840	CONN.CORD HV BK ASSY	1	1	1
	12	2BM28830	CONN.CORD HV BC ASSY	1	1	1
	13	2BM28820	CONN.CORD HV BM ASSY	1	1	1
	14	2BM28810	CONN.CORD HV BY ASSY	1	1	1
	15	2A627361	JUNCTION WIRING,MAIN SWITCH	1	1	1
	16	2BM28520	CONN.CORD APC ASSY	1	1	1
	17	2A627530	WIRE,COVER SWITCH	1	1	1
	18	2BM28960	CONN.CORD TSENSOR D4 ASSY	1	1	1
	19	2A626100	MOUNT,MAIN SWITCH	1	1	1
●	20	2A627030	SWITCH,MAIN	1	1	1
	21	M2104200	EDGING EDS-1	2	2	2
	22	2A627290	WIRE,MAIN SWITCH PRIMARY	1	1	1
	23	2BM28530	CONN.CORD HD.DLP ASSY	1	1	1
	24	19527400	POWER CORD(120)	1		
	25	2AR27800	POWER CORD(230)		1	
	26	29927231	POWER CODE AS(240)			1

- Parts with "●" are component parts or sub-assemblies of the assembly appearing immediately above them.
- Parts with "●" indicates the Service parts.

- Parts with "●●" are component parts or sub-assembly with "●" appearing immediately above them.

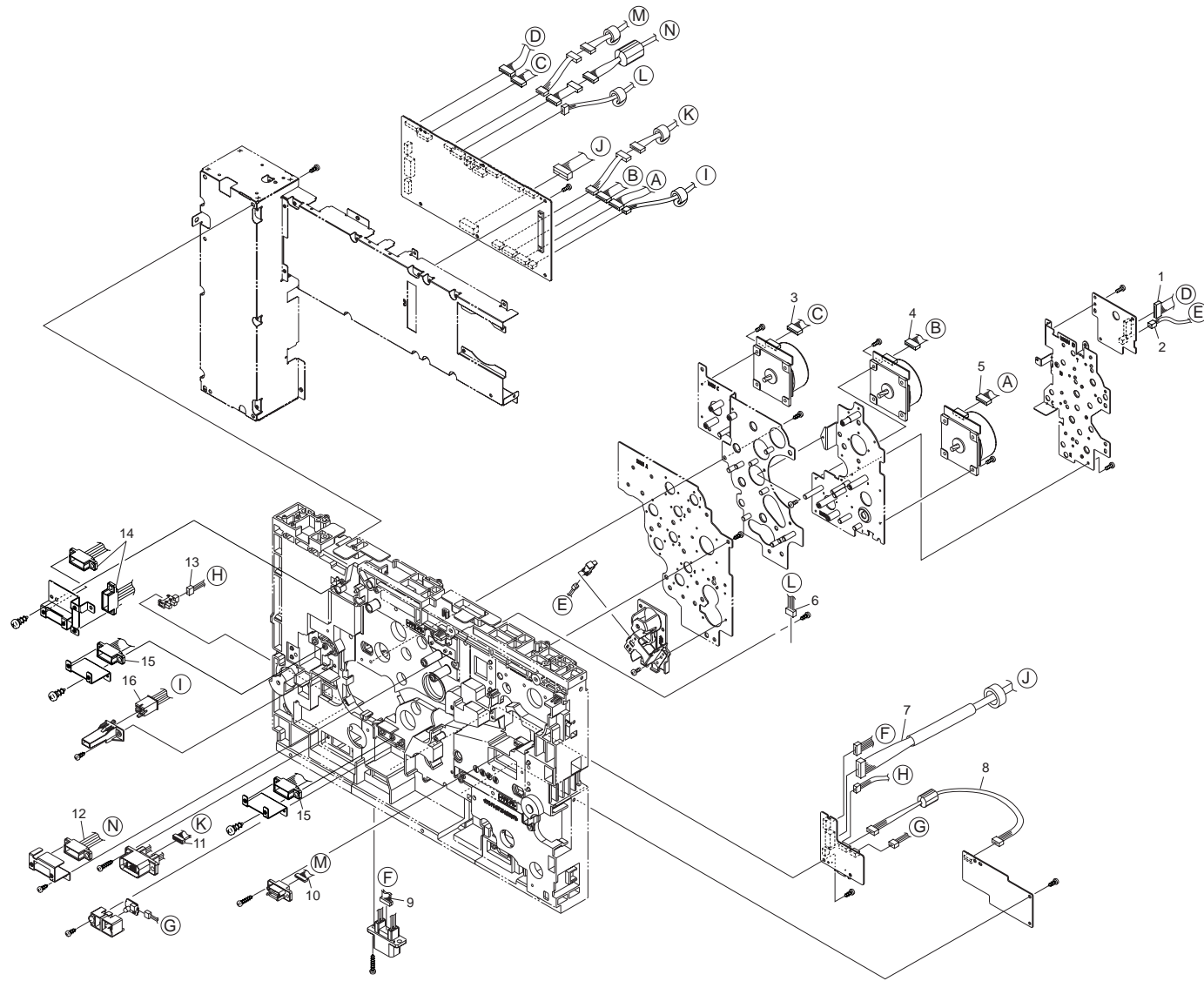


FIG. 20 ELECTRICAL PARTS II

2A6

SP	Ref. No.	Part. No.	Description	Quantity		
				120V	230V	240V
	1	2BM28600	CONN.CORD D.FEED2 ASSY	1	1	1
	2	2BM27610	CONN.CORD DRIVE MAIN ASSY	1	1	1
	3	2BM28880	CONN.CORD HV T12 ASSY	1	1	1
	4	2BM28610	CONN.CORD DLP MOTOR ASSY	1	1	1
	5	2BM28620	CONN.CORD MAIN MOTOR ASSY	1	1	1
	6	2BM28890	CONN.CORD HV UNIT ASSY	1	1	1
	7	2BM28710	CONN.CORD OP.RERAY ASSY	1	1	1
	8	2BM28660	CONN.CORD HV-T2 ASSY	1	1	1
	9	2BM28720	CONN.CORD PF/DU ASSY	1	1	1
	10	2A627550	WIRE,MIDDLE TRANSFER	1	1	1
	11	2A627630	WIRE, FIXING CONTROL	1	1	1
	12	2A627780	WIRE, DRUM CONTROL	1	1	1
	13	2BM28760	CONN.CORD S02597 ASSY	1	1	1
	14	2A627570	WIRE YM, DEVELOPING CONTROL	1	1	1
	15	2A627580	WIRE CK, DEVELOPING CONTROL	1	1	1
	16	2BM28910	CONN.CORD OILROLLFUSEASSY	1	1	1

- Parts with "•" are component parts or sub-assemblies of the assembly appearing immediately above them.
- Parts with "●" indicates the Service parts.

- Parts with "••" are component parts or sub-assembly with "•" appearing immediately above them.

FIG. 21 ELECTRICAL PARTS III

2A6

SP	Ref. No.	Part. No.	Description	Quantity		
				120V	230V	240V
	1	2A626010	MOUNT,ELECTRICAL COMPONENT	1	1	1
	2	2A626210	COVER,ELECTRICAL COMPONENT	1	1	1
	3	2A627040	WIRE,OPERATION UNIT KEYBOARD	1	1	1
	4	2A627050	WIRE,OPERATION UNIT LED	1	1	1
	5	2A627060	WIRE,LCD	1	1	1
	6	2A627010	WIRE,INTERFACE CONTROL	1	1	1
	7	2A627020	WIRE,INTERFACE DATA	1	1	1
	8	2A627480	JUNCTION WIRING,MAIN PCB POWER SOURCE	1	1	1
	9	2A627151	WIRE,MAIN SWITCH	1	1	1
	10	2A627160	JUNCTION WIRING,KEY COUNTER	1	1	1
	11	2A627130	WIRE,OPTION CONTROL	1	1	1
	12	2A627690	WIRE FAX,RELAY	1	1	1
●	13	2A627740	FAN,COOLING	1	1	1
	14	2A627730	WIRE,ELECTRICAL COMPONENT COOLING	1	1	1
●	15	2A601010	MAIN PCB ASS'Y	1	1	1
●	16	2A628050	SCANNER SUB PCB	1	1	1
●	17	2A601120	RTC ASS'Y	1	1	1
	18	2A626160	MOUNT,TOTAL COUNTER	1	1	1
●	19	2A627490	COUNTER,TOTAL	1	1	1
	20	2A627700	WIRE,SCANNER UNIT JUNCTION	1	1	1
	21	2A627250	WIRE,TOTAL COUNTER	1	1	1
	22	2A627100	JUNCTION WIRING,FEEDER	1	1	1
	23	2A627720	WIRE,FEEDER POWER SOURCE	1	1	1
	24	2A626110	GUIDE,CF	1	1	1
	25	2A626120	LID,NIC	2	2	2
	26	36726140	LID,VENDOR	1	1	1
	27	2A626150	LOWER GRAND PLATE,SCANNER	2	2	2
	28	77502090	LID FINISHER CABLE	1	1	1
	29	M2108790	SPACER,FGS-6S(KITAGAWA)	1	1	1
	30	2A627810	WIRE,KEY COUNTER	1	1	1

- Parts with "●" are component parts or sub-assemblies of the assembly appearing immediately above them.
- Parts with "●" indicates the Service parts.

- Parts with "●●" are component parts or sub-assembly with "●" appearing immediately above them.

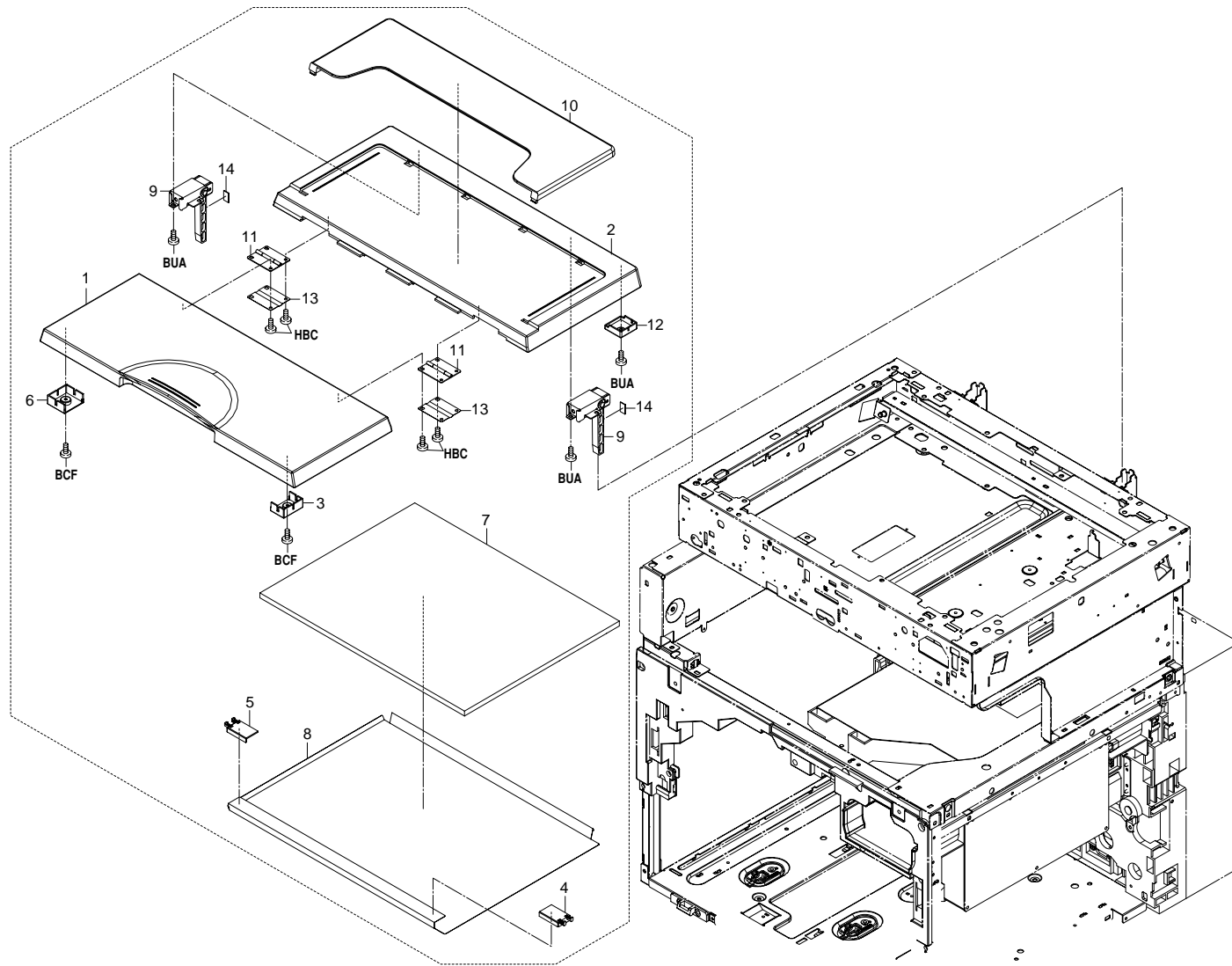
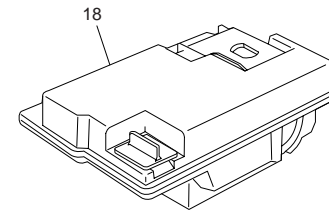
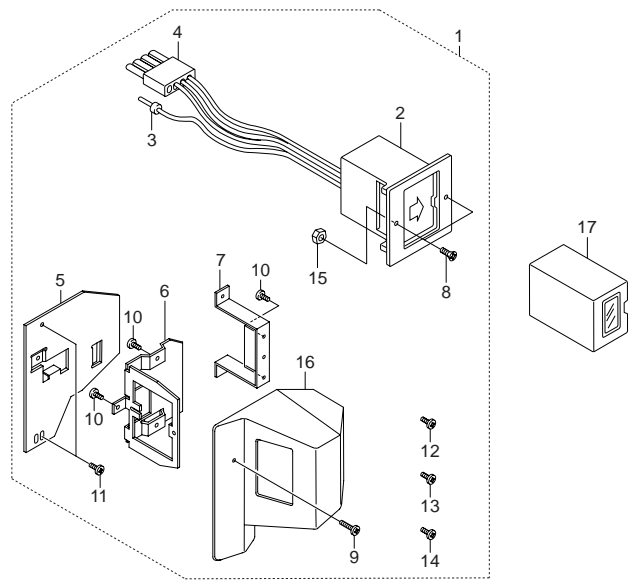


FIG. 22 OPTION I (Original Tray)

SP	Ref. No.	Part. No.	Description	Quantity		
				120V	230V	240V
●		2AV60010	ORIGINAL HOLDER ASS'Y	1	1	1
	1	•2AV12370	COVER A,PLATEN	1	1	1
	2	•2AV12380	COVER B,PLATEN	1	1	1
	3	•2AV12390	RIGHT BASE,MAT	1	1	1
	4	•2AV12400	RIGHT MOVING PLATE,MAT	1	1	1
	5	•2AV12410	LEFT MOVING PLATE,MAT	1	1	1
	6	•2AV12420	BASE,MAT	1	1	1
	7	•19012041	MAT,ORIGINAL HOLDER	1	1	1
	8	•19012050	SHEET,ORIGINAL HOLDER	1	1	1
	9	•19012060	HINGE,ORIGINAL HOLDER	2	2	2
	10	•60904280	ORIGINAL POCKET	1	1	1
	11	•60904310	HINGE,ORIGINAL HOLDER	2	2	2
	12	•66012180	ACTUTATION PLATE,ORIGINAL DETECTION SWIT	1	1	1
	13	•69312110	PLATE SPRING,ORIGINAL HOLDER	2	2	2
	14	•79904140	ORIGINAL HOLDER SPACER	2	2	2

- Parts with "•" are component parts or sub-assemblies of the assembly appearing immediately above them.
- Parts with "●" indicates the Service parts.

- Parts with "••" are component parts or sub-assembly with "•" appearing immediately above them.



CA-32

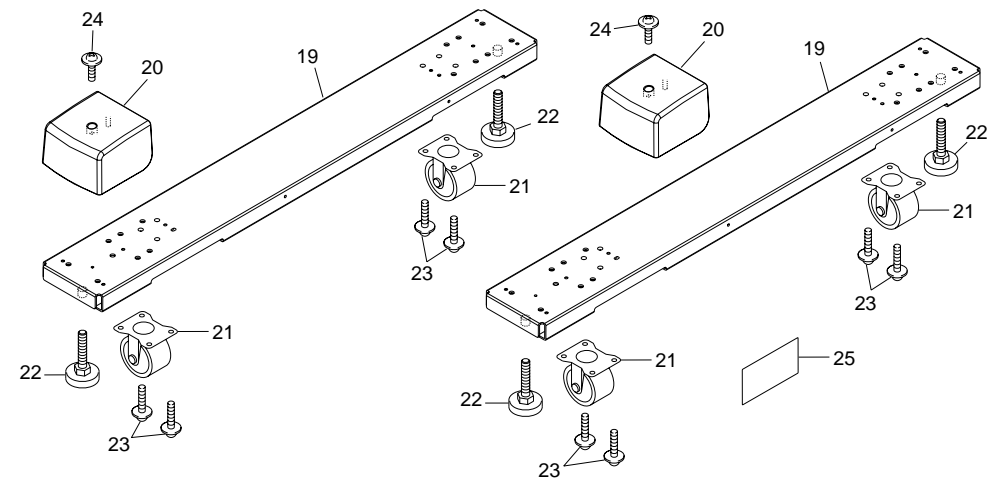


FIG. 23 OPTION II

2A6

SP	Ref. No.	Part. No.	Description	Quantity		
				120V	230V	240V
●	1	2A369703	SET PARTS KEYCOUNTER NEW COLOR	1	1	1
	2	•41529210	SOCKET ASS'Y,KEY COUNTER	1	1	1
	3	••J0220040	PLUG EL 4P,ELP-04V	1	1	1
	4	••41525016	SOCKET,KEY COUNTER	2	2	2
	5	•66060022	RETAINER,KEY COUNTER COVER	1	1	1
	6	•66060030	RETAINER,KEY COUNTER	1	1	1
	7	•66060040	MOUNT,KEY COUNTER	1	1	1
	8	•B2303060	COUNTER-SUNK HEAD SCREW BFHM3X6 (BLACK)	2	2	2
	9	•B1304300	BINDING SCREW BVM4X30 (BLACK)	1	1	1
	10	•B4304060	TRIPLE SCREW M4X6 (BLACK)	4	4	4
	11	•B4304100	TRIPLE SCREW M4X10 (BLACK)	2	2	2
	12	•B1303080	BINDING SCREW BVM3X8 (BLACK)	1	1	1
	13	•B4104060	TRIPLE SCREW M4X6(CHROMIUM)	1	1	1
	14	•B4304200	TRIPLE SCREW M4X20(BLACK)	1	1	1
	15	•C2303000	NUT BNM3 (BLACK)	1	1	1
	●	16	•2A360010	COVER,KEY COUNTER	1	1
17		82142540	KEY COUNTER	1	1	1
18		2BM93190	TB-82(TONER BOTTLE)	1	1	1
19		2A660940	STAY,DESK BASE	2	2	2
20		2A660950	COVER,DESK STAY	2	2	2
21		36502600	CASTER,MACHINE	4	4	4
22		66502120	BOLT,LEVEL	4	4	4
23		B1324120	BINDING SCREW WITH SW (BLACK)M4X8	8	8	8
24		B4104080	TRIPLE SCREW M4X08(CHROMIUM)	2	2	2
●		25	3AT05070	LABEL,STOPPER	4	4

- Parts with "•" are component parts or sub-assemblies of the assembly appearing immediately above them.
- Parts with "●" indicates the Service parts.

- Parts with "••" are component parts or sub-assembly with "•" appearing immediately above them.

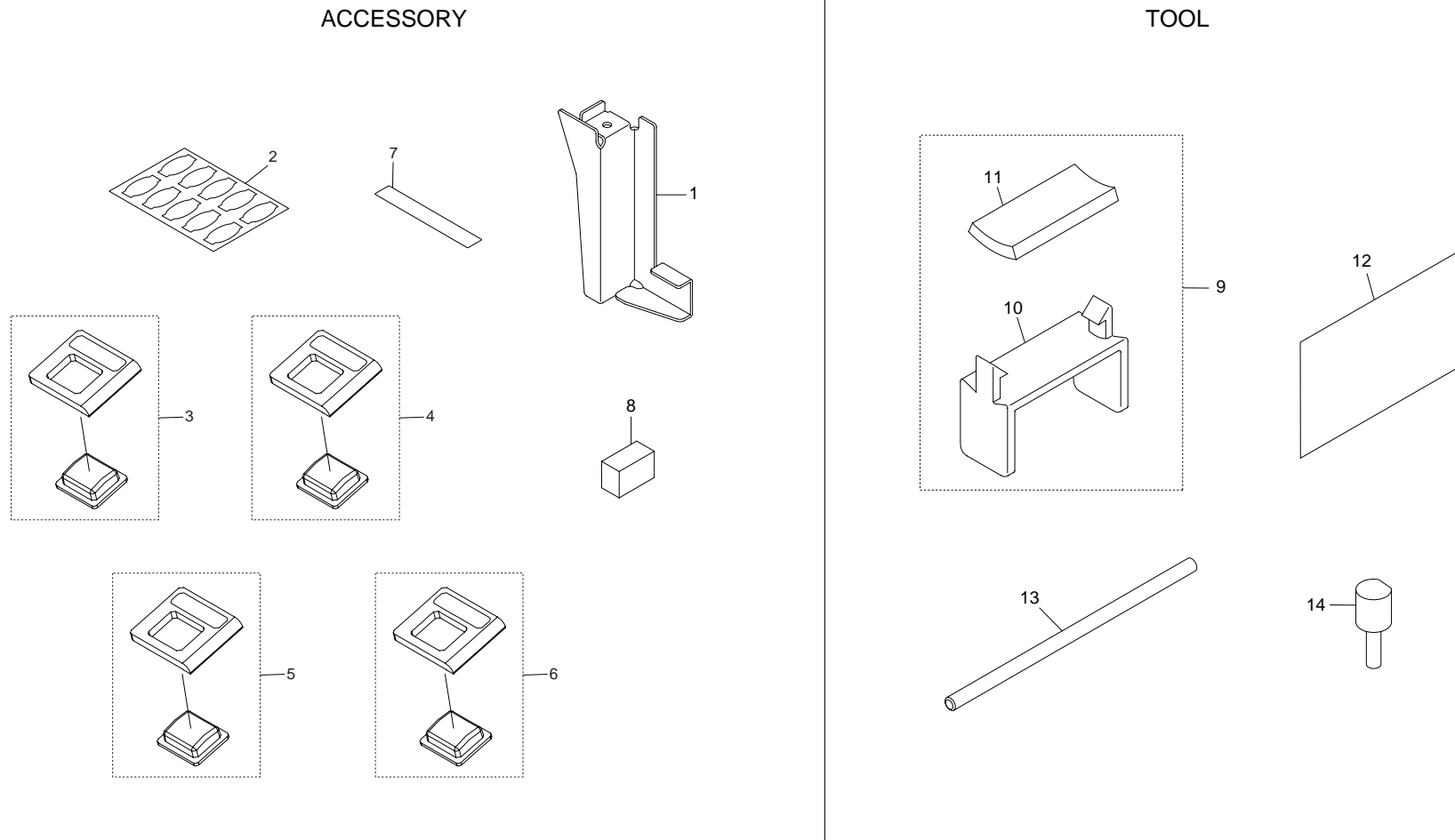


FIG. 24 ACCESSORY & TOOL

2A6

SP	Ref. No.	Part. No.	Description	Quantity		
				120V	230V	240V
	1	2BM02500	PLATE ANKER B	1	1	1
●	2	2A605090	SHEET,CASSETTE SIZE	1	1	1
●	3	2A660350	KEY,FUNCTION COPY (U)	1		
●	3	2A660750	KEY,FUNCTION COPY (E)		1	1
●	4	2A660360	KEY,FUNCTION PRINTER (U)	1		
●	4	2A660760	KEY,FUNCTION PRINTER (E)		1	1
●	5	2A660370	KEY,FUNCTION SCANNER (U)	1		
●	5	2A660770	KEY,FUNCTION SCANNER (E)		1	1
●	6	2A660380	KEY,FUNCTION FAX (U)	1		
●	7	2A605080	LABEL,CASTER KIT	1	1	1
	8	2A627860	SHIELD,GASKET PAPER FEED DECK		4	
●	9	35968110	STOPPER WIRE ASS'Y SP	1	1	1
	10	•35912310	STOPPER,WIRE	1	1	1
	11	•35912300	HOLDER,SCANNER DRUM	1	1	1
●	12	2A668010	SPECIAL TOOL,SCANNER ADJUSTMENT ORIGINAL	1	1	1
●	13	2A668030	PIN,POSITIONING	1	1	1
●	14	18568120	PIN B,POSITIONING	1	1	1

- Parts with "•" are component parts or sub-assemblies of the assembly appearing immediately above them.
- Parts with "●" indicates the Service parts.

- Parts with "••" are component parts or sub-assembly with "•" appearing immediately above them.

INDEX

2A6

SP	Part. No.	Description	Quantity			Fig. No.
			120V	230V	240V	
●	18512090	SLIDER,SCANNER	8	8	8	11
●	18568120	PIN B,POSITIONING	1	1	1	24
	19012041	MAT,ORIGINAL HOLDER	1	1	1	22
	19012050	SHEET,ORIGINAL HOLDER	1	1	1	22
	19012060	HINGE,ORIGINAL HOLDER	2	2	2	22
	19527400	POWER CORD(120)	1			19
	2AB05070	LABEL,HIGH TEMPERATURE CAUTION(EXP)	1	1	1	8
	2AC00580	RELEASE SWITCH ASS'Y	1	1	1	11
	2AC12230	MOUNT,RELEASE SWITCH	1	1	1	11
	2AC12360	GUIDE,RELEASE SWITCH	1	1	1	11
	2AC12370	SWITCH,RELEASE DETECTION	1	1	1	11
●	2AC12380	SPRING,RELEASE SWITCH	1	1	1	11
	2AR27800	POWER CORD(230)		1		19
	2AV02170	SHAFT,HANDLE	4	4	4	3
	2AV12080	GUIDE FFC1	1	1	1	11
	2AV12300	HOLDER,ADF CONTACT GLASS	2	2	2	11
	2AV12370	COVER A,PLATEN	1	1	1	22
	2AV12380	COVER B,PLATEN	1	1	1	22
	2AV12390	RIGHT BASE,MAT	1	1	1	22
	2AV12400	RIGHT MOVING PLATE,MAT	1	1	1	22
	2AV12410	LEFT MOVING PLATE,MAT	1	1	1	22
	2AV12420	BASE,MAT	1	1	1	22
●	2AV12460	REAR ORIGINAL SIZE INDICATOR(METRI		1	1	11
●	2AV12470	REAR ORIGINAL SIZE INDICATOR(INCH)	1			11
●	2AV12481	LABEL,ORIGINAL SIZE INDICATOR(METR		1	1	11
●	2AV12491	LABEL,ORIGINAL SIZE INDICATOR(INCH	1			11
●	2AV60010	ORIGINAL HOLDER ASS'Y	1	1	1	22
	2A012130	MOUNT,SCANNER PULLEY	2	2	2	11
	2A105180	LABEL,CAUTION CONTACT GLASS	1	1	1	11
●	2A360010	COVER,KEY COUNTER	1	1	1	23
●	2A369703	SET PARTS KEYCOUNTER NEW COLOR	1	1	1	23
	2A600010	SCANNER FRAME ASS'Y	1	1	1	11
	2A600161	SCANNER UNIT ASS'Y	1	1	1	11
	2A600170	FD UNIT ASS'Y	1	1	1	16
	2A600210	UNIT ASS'Y MPF	1	1	1	17
●	2A600220	TONER CONT. DRIVE ASS'Y	1	1	1	6
	2A600230	CONVEYING UNIT ASS'Y	1	1	1	8
●	2A601010	MAIN PCB ASS'Y	1	1	1	21
●	2A601060	ENGINE MAIN PCB ASS'Y	1	1	1	7
	2A601090	POWER SOURCE ASS'Y(100)	1			7

SP	Part. No.	Description	Quantity			Fig. No.
			120V	230V	240V	
	2A601103	POWER SOURCE ASS'Y(200)		1		7
	2A601110	ENGINE MAIN PCB MOUNT ASS'Y	1	1	1	7
●	2A601120	RTC ASS'Y	1	1	1	21
●	2A601130	CONVEYING UNIT JUNCTION PCB ASS'Y	1	1	1	8
	2A601150	POWER SOURCE ASS'Y(200 EXP)		1		7
	2A602010	LEFT STAY	1	1	1	3
	2A602020	LOWER RIGHT STAY	1	1	1	3
	2A602030	UPPER RIGHT STAY	1	1	1	3
	2A602040	REAR STAY	1	1	1	3
	2A602110	LEFT FRONT HOLDER,HANDLE	1	1	1	3
	2A602120	LEFT REAR HOLDER,HANDLE	1	1	1	3
	2A602150	RIGHT REAR MOUNT,HOLDER	1	1	1	3
	2A602160	LEFT REAR MOUNT,HOLDER	1	1	1	3
●	2A604010	UPPER COVER,PRINTER	1	1	1	1
●	2A604020	FRONT COVER	1	1	1	1
●	2A604030	UPPER RIGHT COVER	1	1	1	1
●	2A604040	UPPER LEFT COVER	1	1	1	1
●	2A604050	INNER LEFT COVER	1	1	1	1
●	2A604060	UPPER REAR COVER	1	1	1	1
●	2A604070	REAR COVER,SCANNER	1	1	1	1
●	2A604080	LOWER COVER,OPERATION UNIT	1	1	1	1
●	2A604090	LOWER REAR COVER	1	1	1	1
●	2A604100	LOWER REAR RIGHT COVER	1	1	1	1
●	2A604110	UPPER COVER,BYPASS	1	1	1	17
●	2A604120	POCKET,DATA	1	1	1	1
	2A604200	LEFT PROTECTING PLATE,COVER	1	1	1	1
●	2A604510	FRONT COVER B	1	1	1	1
●	2A605010	ORIGINAL SIZE INDICATOR MPF,SIZE	1	1	1	17
●	2A605020	INNER LABEL,OPERATION	1	1	1	1
●	2A605030	FRONT LABEL,COVER	1	1	1	1
●	2A605080	LABEL,CASTER KIT	1	1	1	24
●	2A605090	SHEET,CASSETTE SIZE	1	1	1	24
●	2A606010	LOWER ROLLER,REGISTRATION	1	1	1	8
	2A612090	SHAFT,WIRE DRUM	1	1	1	11
	2A612110	MOUNT BASE,LAMP	1	1	1	11
●	2A612120	MIRROR A,SCANNER	1	1	1	11
	2A612130	MIRROR FRAME,SCANNER	1	1	1	11
●	2A612140	MIRROR B,SCANNER	2	2	2	11
	2A612160	MOUNT,SCANNER MOTOR	1	1	1	11
	2A612170	MOUNT,SCANNER PI	1	1	1	11

• Parts with "●" indicates the Service parts.

SP	Part. No.	Description	Quantity			Fig. No.
			120V	230V	240V	
●	2A612180	FEED GUIDE,SCANNER WIRE	1	1	1	11
●	2A612200	LEFT ORIGINAL SIZE INDICATOR	1	1	1	11
●	2A612210	STANDARD PLATE,SHADING	1	1	1	11
	2A612220	REINFORCEMENT,ORIGINAL HOLDER	2	2	2	11
	2A612230	AUXILIARY PLATE,ORIGINAL HOLDER	2	2	2	11
	2A612240	COVER,ISU	1	1	1	11
	2A612250	ADJUSTING PLATE,MIRROR FRAME PULLE	1	1	1	11
	2A612260	SPACER,INVERTER PCB	2	2	2	11
●	2A612270	MOTOR,SCANNER	1	1	1	11
●	2A612280	PULLEY 16/64	1	1	1	11
	2A612290	ADJUSTING PLATE,PULLEY	1	1	1	11
●	2A612300	BELT A,SCANNER	1	1	1	11
●	2A612310	SCANNER DRIVE PULLEY	1	1	1	11
●	2A612320	BELT B,SCANNER	1	1	1	11
	2A612330	UPPER GUIDE FILM FFC	1	1	1	11
	2A612340	COVER,SCANNER DRIVE	1	1	1	11
●	2A612350	FRONT SEAL,CONTACT GLASS	1	1	1	11
	2A612360	PIN,SCANNER POSITIONING	2	2	2	3
	2A612370	PIN,TENSION(M4)	4	4	4	11
	2A612380	PULLEY,SCANNER DRUM	2	2	2	11
●	2A612400	SPRING,SCANNER	1	1	1	11
	2A612410	REFLECTOR,SCANNER	1	1	1	11
	2A612420	REAR SHIELD,SCANNER	2	2	2	1
	2A612430	REAR GROUND PLATE,SCANNER	4	4	4	1
●	2A612440	CONTACT GLASS,ADF	1	1	1	11
●	2A612450	VIBRATION INSULATOR,MIRROR	2	2	2	11
	2A612460	SHEET B,INVERTER PCB	1	1	1	11
	2A612470	UPPER SHIELD,SCANNER	4	4	4	11
	2A612480	PULLEY SCANNER WIRE	1	1	1	11
	2A612490	FRONT SHIELD,SCANNER	1	1	1	11
	2A614010	DETECTION PLATE D14,DEVELOPING(F)	2			2,12
	2A614020	DETECTION PLATE D14,DEVELOPING(G)		2	2	2,12
	2A614030	DETECTION PLATE D2,DEVELOPING(F)	1			13
	2A614040	DETECTION PLATE D2,DEVELOPING(G)		1	1	13
	2A614050	DETECTION PLATE D3,DEVELOPING(F)	1			14
	2A614060	DETECTION PLATE D3,DEVELOPING(G)		1	1	14
	2A614070	JOINT SCRAPER CI D	3	3	3	12,13,14
●	2A617010	MOUNT, CONVEYING HEATER	1	1	1	8
	2A621060	MOUNT,SOLENOID	1	1	1	16
	2A621070	LEVER,FEED SHIFT GUIDE	1	1	1	16

SP	Part. No.	Description	Quantity			Fig. No.
			120V	230V	240V	
	2A621080	LEVER,SOLENOID	1	1	1	16
	2A621200	UPPER GUIDE,EJECT	1	1	1	16
●	2A621210	UPPER EJECT,ACTUATOR	1	1	1	16
	2A621220	GROUND PLATE,EJECT	1	1	1	16
●	2A621260	SPRING,SOLENOID RELEASE	1	1	1	16
●	2A621270	PULLY A,EJECT	2	2	2	16
●	2A621280	PULLY B,EJECT	2	2	2	16
	2A621290	SPONGE,EJECT	1	1	1	16
	2A621300	SPRING,FD JOINT	1	1	1	16
	2A622010	JOINT SCRAPER CI	1	1	1	6
	2A624040	MOUNT,OPERATION UNIT	3	3	3	1
	2A624050	GROUND PLATE,OPERATION UNIT	1	1	1	1
	2A624060	PROTECTION SHEET,OPERATION UNIT	1	1	1	1
	2A624070	SUPPORT PLATE,OPERATION UNIT	1	1	1	1
	2A626010	MOUNT,ELECTRICAL COMPONENT	1	1	1	21
	2A626090	MOUNT,POWER SOURCE	1	1	1	7
	2A626100	MOUNT,MAIN SWITCH	1	1	1	19
	2A626110	GUIDE,CF	1	1	1	21
	2A626120	LID,NIC	4	4	4	1,11,21
	2A626130	MOUNT FAN	1	1	1	7
	2A626140	PROTECTING PLATE,DF CONNECTOR	1	1	1	1
	2A626150	LOWER GRAND PLATE,SCANNER	10	10	10	3,11,21
	2A626160	MOUNT,TOTAL COUNTER	1	1	1	21
	2A626210	COVER,ELECTRICAL COMPONENT	1	1	1	21
	2A626220	MOUNT,MAIN PCB	1	1	1	7
	2A627010	WIRE,INTERFACE CONTROL	1	1	1	21
	2A627020	WIRE,INTERFACE DATA	1	1	1	21
●	2A627030	SWITCH,MAIN	1	1	1	19
	2A627040	WIRE,OPERATION UNIT KEYBOARD	1	1	1	21
	2A627050	WIRE,OPERATION UNIT LED	1	1	1	21
	2A627060	WIRE,LCD	1	1	1	21
	2A627100	JUNCTION WIRING,FEEDER	1	1	1	21
	2A627130	WIRE,OPTION CONTROL	1	1	1	21
	2A627151	WIRE,MAIN SWITCH	1	1	1	21
	2A627160	JUNCTION WIRING,KEY COUNTER	1	1	1	21
	2A627170	WIRE,ENGINE MAIN PCB	1	1	1	7
	2A627250	WIRE,TOTAL COUNTER	1	1	1	21
	2A627290	WIRE,MAIN SWITCH PRIMARY	1	1	1	19
	2A627361	JUNCTION WIRING,MAIN SWITCH	1	1	1	19
●	2A627380	WIRE,LAMP INVERTER	1	1	1	11

• Parts with "●" indicates the Service parts.

SP	Part. No.	Description	Quantity			Fig. No.
			120V	230V	240V	
●	2A627390	JUNCTION WIRING,OPERATION UNIT KEY	1	1	1	1
	2A627400	JUNCTION WIRING,OPERATION UNIT LED	1	1	1	1
	2A627410	JUNCTION WIRING,LCD	1	1	1	1
	2A627470	WIRE,PRIMARY	1	1	1	7
	2A627480	JUNCTION WIRING,MAIN PCB POWER SOU	1	1	1	21
	2A627490	COUNTER,TOTAL	1	1	1	21
	2A627510	WIRE,FACE DOWN	1	1	1	7
	2A627520	JUNCTION WIRING,FACE DOWN	1	1	1	16
	2A627530	WIRE,COVER SWITCH	1	1	1	19
	2A627550	WIRE,MIDDLE TRANSFER	1	1	1	20
	2A627560	WIRE,IMAGE DENSITY SENSOR	1	1	1	18
	2A627570	WIRE YM,DEVELOPING CONTROL	1	1	1	20
	2A627580	WIRE CK,DEVELOPING CONTROL	1	1	1	20
	2A627590	WIRE K,DEVELOPING	1	1	1	15
	2A627600	WIRE Y,DEVELOPING	1	1	1	12
	2A627610	WIRE C,DEVELOPING	1	1	1	14
	2A627620	WIRE M,DEVELOPING	1	1	1	13
	2A627630	WIRE,FIXING CONTROL	1	1	1	20
	2A627640	WIRE,FIXING	1	1	1	9
	2A627650	JUNCTION WIRING,INTERFACE CONTROL	1	1	1	7
	2A627660	JUNCTION WIRING,INTERFACE DATA	1	1	1	7
	2A627680	WIRE,ENGINE MAIN PCB POWER SOURCE	1	1	1	7
	2A627690	WIRE FAX,RELAY	1	1	1	21
	2A627700	WIRE,SCANNER UNIT JUNCTION	1	1	1	21
	2A627710	WIRE,SCANNER UNIT	1	1	1	11
	2A627720	WIRE,FEEDER POWER SOURCE	1	1	1	21
	2A627730	WIRE,ELECTRICAL COMPONENT COOLING	1	1	1	21
●	2A627740	FAN,COOLING	1	1	1	21
	2A627770	WIRE,DRUM UNIT	1	1	1	10
	2A627780	WIRE,DRUM CONTROL	1	1	1	20
	2A627790	WIRE FAX,INTERLOCK	1	1	1	11
	2A627800	WIRE,POWER SOURCE DETECTION	1	1	1	7
	2A627810	WIRE,KEY COUNTER	1	1	1	21
	2A627820	WIRE MPF	1	1	1	17
	2A627830	JUNCTION WIRING MPF	1	1	1	17
	2A627840	WIRE,MACHINE INSIDE SENSOR	1	1	1	3
●	2A627850	HEATER,CONVEYING	1	1	1	8
	2A627860	SHIELD,GASKET PAPER FEED DECK		4		24
	2A627930	CORE 11-25X14		3		7
●	2A628050	SCANNER SUB PCB	1	1	1	21

SP	Part. No.	Description	Quantity			Fig. No.
			120V	230V	240V	
●	2A628060	POWER SOURCE PCB(100)	1			7
●	2A628070	POWER SOURCE PCB(200)		1	1	7
●	2A660350	KEY,FUNCTION COPY (U)	1			24
●	2A660360	KEY,FUNCTION PRINTER (U)	1			24
●	2A660370	KEY,FUNCTION SCANNER (U)	1			24
●	2A660380	KEY,FUNCTION FAX (U)	1			24
●	2A660750	KEY,FUNCTION COPY (E)		1	1	24
●	2A660760	KEY,FUNCTION PRINTER (E)		1	1	24
●	2A660770	KEY,FUNCTION SCANNER (E)		1	1	24
●	2A660940	STAY,DESK BASE	2	2	2	23
	2A660950	COVER,DESK STAY	2	2	2	23
●	2A668010	SPECIAL TOOL,SCANNER ADJUSTMENT OR	1	1	1	24
●	2A668030	PIN,POSITIONING	1	1	1	24
●	2A693010	PARTS,PCB ENGINE INTERFACE(SP)	1	1	1	7
●	2A693020	PARTS,LAMP SCANNER(SP)	1	1	1	11
●	2A693040	PARTS,OPERATION UNIT(USA)SP	1			1
●	2A693050	PARTS,OPERATION UNIT(EUR)SP		1	1	1
●	2A693060	PARTS,PCB INVERTER(SP)	1	1	1	11
●	2A693070	PARTS,WIRE SCANNER(SP)	2	2	2	11
●	2A693080	PARTS,DRUM UNIT	1	1	1	10
●	2A693090	PARTS,DEVELOPING UNIT(Y),(USA)	1			12
●	2A693100	PARTS,DEVELOPING UNIT(Y),(J/E)		1	1	12
●	2A693110	PARTS,DEVELOPING UNIT(M),(USA)	1			13
●	2A693120	PARTS,DEVELOPING UNIT(M),(J/E)		1	1	13
●	2A693130	PARTS,DEVELOPING UNIT(C),(USA)	1			14
●	2A693140	PARTS,DEVELOPING UNIT(C),(J/E)		1	1	14
●	2A693150	PARTS,DEVELOPING UNIT(BK)	1	1	1	15
●	2A693170	PARTS,FIXING UNIT 120	1			9
●	2A693180	PARTS,FIXING UNIT 230		1	1	9
●	2A693190	PARTS,MIDDLE TRANSFER UNIT	1	1	1	18
●	2BL27480	SWITCH INTERLOCK	1	1	1	11
	2BM00030	COVER RIGHT ASSY	1	1	1	1
	2BM00110	FRAME FRONT ASSY	1	1	1	2
	2BM00140	FRAME BASE ASSY	1	1	1	2
	2BM00150	STAY MIDDLE ASSY	1	1	1	2
	2BM00160	RAIL LOW R ASSY	1	1	1	2
	2BM00170	RAIL LOW L ASSY	1	1	1	2
	2BM00180	RAIL PRO R ASSY	1	1	1	2
	2BM00190	RAIL PRO L ASSY	1	1	1	2
	2BM00200	RAIL IMAGE R ASSY	1	1	1	2

• Parts with "●" indicates the Service parts.

SP	Part. No.	Description	Quantity			Fig. No.
			120V	230V	240V	
	2BM00210	FRAME PROCESS ASSY	1	1	1	4
	2BM00780	SHAFT CROSS D2 ASSY	1	1	1	13
	2BM00790	FEED TONER D4 ASSY	1	1	1	2
	2BM00820	FRAME IMAGE TOP ASSY	1	1	1	18
	2BM00850	SHAFT CROSS D3 ASSY	1	1	1	14
	2BM00860	SHAFT CROSS D1 ASSY	1	1	1	12
	2BM00880	COVER FD ASS'Y	1	1	1	16
	2BM00900	FAN UNIT	1	1	1	3
	2BM00920	STAY BASE L UNIT	1	1	1	2
	2BM00930	STAY BASE R UNIT	1	1	1	2
●	2BM00940	TUBE TONER D4 ASSY	1	1	1	3
●	2BM00950	DUCT WASTE TONER UNIT	1	1	1	2
	2BM00960	BOX CONTROLLER ASSY	1	1	1	7
●	2BM00980	BRAKE DRUM ASSY	1	1	1	10
	2BM01020	CONT BOX	1	1	1	7
●	2BM01070	P.W.BOARD KP-802 ASSY	1	1	1	7
●	2BM01090	P.W.BOARD KP-809 ASSY	1	1	1	16
	2BM01100	P.W.BOARD KP-811 ASSY	1	1	1	9
●	2BM01140	P.W.BOARD KP-819 ASSY	3	3	3	12,13,14
●	2BM01150	P.W.BOARD KP-820 ASSY	3	3	3	12,13,14
●	2BM01160	P.W.BOARD KP-822 ASSY	1	1	1	6
●	2BM01170	P.W.BOARD KP-824 ASSY	1	1	1	5
●	2BM01190	P.W.BOARD KP-828 ASSY	1	1	1	16
●	2BM01200	P.W.BOARD KP-830 ASSY	1	1	1	2
●	2BM01210	P.W.BOARD KP-832 ASSY	1	1	1	17
	2BM01230	P.W.BOARD KP-849 ASSY	1	1	1	2
●	2BM01260	P.W.BOARD KP-895 ASSY	1	1	1	2
●	2BM01270	P.W.BOARD KP-896 ASSY	1	1	1	2
	2BM02010	FRAME FRONT	1	1	1	2
	2BM02020	CHANNEL BOTTOM	1	1	1	2
	2BM02030	STAY RAIL FRONT	1	1	1	2
	2BM02040	PILOT PIN	2	2	2	2
	2BM02060	LEVER INTER LOCK	1	1	1	2
	2BM02070	FRAME REAR	1	1	1	2
	2BM02080	COVER HV DRUM	1	1	1	2
	2BM02090	PLATE HV D1	1	1	1	2
	2BM02100	PLATE HV D2	1	1	1	2
	2BM02110	PIN CONTACT HV	5	5	5	2
	2BM02120	SPRING HV L	2	2	2	2
	2BM02140	COVER HV IMAGE	1	1	1	2

SP	Part. No.	Description	Quantity			Fig. No.
			120V	230V	240V	
	2BM02150	PLATE HV IM	1	1	1	2
	2BM02160	SPRING HV S	3	3	3	2
	2BM02170	COVER HV FEED	1	1	1	2
	2BM02180	PLATE HV TC	1	1	1	2
	2BM02190	PLATE HV DC	1	1	1	2
	2BM02200	BRACKET CONN D12	1	1	1	2
	2BM02210	SCREW CONNECTOR	10	10	10	2
	2BM02220	SPRING CONNECTOR	8	8	8	2
	2BM02230	BRACKET CONN D34	2	2	2	2
	2BM02390	PLATE EARTH MAIN	1	1	1	2
	2BM02400	PLATE EARTH DC	1	1	1	2
	2BM02410	PLATE EARTH TC	1	1	1	2
	2BM02420	PLATE EARTH OP	1	1	1	2
●	2BM02430	BUSH PIN	1	1	1	2
●	2BM02440	BUSH PIN OVAL	2	2	2	2
	2BM02450	HOLDER OF	1	1	1	3
	2BM02460	LUTCH	1	1	1	3
	2BM02470	COVER OZON	1	1	1	3
	2BM02480	HOLDER HARNESS	1	1	1	2
	2BM02490	PLATE ANKER A	1	1	1	2
	2BM02500	PLATE ANKER B	1	1	1	24
	2BM02510	FRAME BASE	1	1	1	2
	2BM02520	LOCK PIN	1	1	1	2
	2BM02530	BASE PULLEY FEED	4	4	4	2
●	2BM02540	PULLEY FEED	4	4	4	2
	2BM02550	PLATE EARTH LOWER	1	1	1	2
	2BM02560	GUIDE PAPER IN	1	1	1	2
	2BM02570	GUIDE PAPER OUT	1	1	1	2
	2BM02580	DUCT BASE LOW	1	1	1	2
	2BM02630	STAY RAIL LOW R A	1	1	1	2
	2BM02640	STAY RAIL LOW R B	1	1	1	2
	2BM02650	STAY RAIL LOW L A	1	1	1	2
	2BM02660	STAY RAIL LOW L B	1	1	1	2
	2BM02670	SLIDE RAIL LOW	2	2	2	2
	2BM02680	STAY PRO R ASSY	1	1	1	2
	2BM02690	STAY RAIL PRO R B	1	1	1	2
	2BM02700	SLIDE RAIL PRO	2	2	2	2
	2BM02710	GUIDE CONTAINER D4	1	1	1	2
	2BM02720	BKT PULLEY IMAGE	1	1	1	2
	2BM02730	SUPPORT PULLEY TRANS	1	1	1	2

• Parts with "●" indicates the Service parts.

SP	Part. No.	Description	Quantity			Fig. No.
			120V	230V	240V	
	2BM02740	PULLEY IMAGE L	1	1	1	2
	2BM02750	STAY RAIL PRO L A	1	1	1	2
	2BM02760	STAY RAIL PRO L B	1	1	1	2
	2BM02780	RAIL IMAGE R	1	1	1	2
●	2BM02790	BRACKET LOCK IMAGE	1	1	1	2
●	2BM02800	LEVER LOCK IMAGE	1	1	1	2
●	2BM02810	PULLEY IMAGE	1	1	1	2
	2BM02820	SPRING LOCK IMAGE	1	1	1	2
	2BM02830	COVER LEFT PROCESS	1	1	1	4
	2BM02840	SCREW PROCESS	4	4	4	4
	2BM02850	PLATE SCANNER BASE	1	1	1	2
	2BM02860	STAY BASE R	1	1	1	2
	2BM02870	STAY BASE L	1	1	1	2
	2BM02890	COVER HV DLP	1	1	1	2
	2BM02900	SPRING SW DU	1	1	1	2
●	2BM02910	SWITCH DU	1	1	1	2
	2BM02920	SCREW FEED UNIT	3	3	3	8
	2BM02930	HOLDER FRONT	2	2	2	2
	2BM02980	PLATE LOCK L	1	1	1	4
	2BM02990	PLATE LOCK R	1	1	1	4
	2BM04030	SP PRESS2 DLP	1	1	1	1
●	2BM04100	PLATE MAGCHATCH	2	2	2	1
●	2BM04150	COVER RIGHT	1	1	1	1
	2BM04160	SUPPORT COVER ASSY	1	1	1	1
●	2BM04170	COVER LEFT	1	1	1	1
	2BM04190	TRAY FU A	1	1	1	16
	2BM04200	TRAY FU B	1	1	1	16
●	2BM04210	BAND TRAY	2	2	2	16
●	2BM04270	PROTECTOR OZONE	1	1	1	1
●	2BM04280	BAND COVER	2	2	2	1
	2BM04290	PLATE EARTH RC	1	1	1	1
	2BM04310	INNER FRONT COVER	1	1	1	2
	2BM05080	LABEL FUSER	1	1	1	9
	2BM05090	LABEL CAUTION FUSER	1	1	1	9
	2BM05180	LABEL POSITION Y	1	1	1	12
	2BM05190	LABEL POSITION M	1	1	1	13
	2BM05200	LABEL POSITION C	1	1	1	14
	2BM05220	LABEL CLEANER	1	1	1	4
	2BM05250	LABEL PAPER TYPE E	1	1	1	17
	2BM07010	FRAME RIGHT MPF	1	1	1	17

SP	Part. No.	Description	Quantity			Fig. No.
			120V	230V	240V	
	2BM07020	GUIDE PAPER MPF	1	1	1	17
	2BM07030	COVER PWB MPF	1	1	1	17
●	2BM07050	ACTUATOR CAM MPF	1	1	1	17
●	2BM07060	ACTUATOR PAPER MPF	2	2	2	17
	2BM07070	PLATE EARTH MPF	1	1	1	17
	2BM07080	SPRING BOTTOM MPF	1	1	1	17
	2BM07100	COVER RIGHT MPF	1	1	1	17
	2BM07110	BASE TRAY MPF	1	1	1	17
	2BM07120	TRAY EXTENTION MPF	1	1	1	17
	2BM07130	LOCK COVER MPF	2	2	2	17
	2BM07140	SPRING LOCK MPF	2	2	2	17
	2BM07150	PLATE BOTTOM A	1	1	1	17
	2BM07160	PLATE BOTTOM B	1	1	1	17
●	2BM07170	PAD FRICTION	1	1	1	17
	2BM07180	GUIDE PAPER SIDE R	1	1	1	17
	2BM07200	GUIDE PAPER SIDE F	1	1	1	17
	2BM07210	HOLDER GUIDE SIDE	2	2	2	17
	2BM07220	PLATE DRIVE MPF	1	1	1	17
	2BM07230	HOLDER DRIVE MPF	1	1	1	17
●	2BM07240	GEAR MPF Z28 Z30	1	1	1	17
	2BM07250	SHAFT GEAR MPF	1	1	1	17
	2BM07260	SHAFT ROLL MPF	1	1	1	17
●	2BM07270	ROLL FEED MPF ASSY	1	1	1	17
●	2BM07290	SPRING RETARD MPF	1	1	1	17
	2BM07310	GEAR GUIDE SIDE	1	1	1	17
●	2BM07320	BUSH POM B	1	1	1	17
●	2BM07330	BUSH METAL	6	6	6	6,17
●	2BM07340	RETARD ROLL ASSY	1	1	1	17
	2BM07360	LABEL MP TRAY	1	1	1	17
●	2BM07370	LABEL MPF	1	1	1	17
	2BM07380	SEAL MPF	1	1	1	17
	2BM08510	FRAME FRONT PROCESS	1	1	1	4
	2BM08520	FRAME REAR PROCESS	1	1	1	4
	2BM08530	STAY PROCESS BASE	1	1	1	4
	2BM08540	STAY ACCURIDE PRO R	1	1	1	4
	2BM08550	COVER BOTTOM PROCESS	1	1	1	4
	2BM08560	PIN REAR PROCESS	1	1	1	4
	2BM08570	LOCK MCH	1	1	1	4
	2BM08580	SPRING LOCK MCH	1	1	1	4
●	2BM08590	LOCK PROCESS	1	1	1	4

• Parts with "●" indicates the Service parts.

SP	Part. No.	Description	Quantity			Fig. No.
			120V	230V	240V	
	2BM08610	PRESS ARM D4	2	2	2	4
	2BM08620	SPRING D4 PROCESS	2	2	2	4
	2BM14010	PULLY D1234	8	8	8	12,13,14,15
	2BM14030	ROLLER BLADE D1234	4	4	4	12,13,14,15
	2BM14040	SHAFT MG BLADE D1234	4	4	4	12,13,14,15
●	2BM14050	JOINT MG D1234	4	4	4	12,13,14,15
●	2BM14060	BUSH CLUTCH D1234	1	1	1	6
	2BM14070	SHAFT CLUTCH D1234	4	4	4	12,13,14,15
●	2BM14090	JOINT D1234	4	4	4	12,13,14,15
●	2BM14110	GEAR Z20-5 D1234	4	4	4	12,13,14,15
●	2BM14120	LOCK SHUTTER D1234	4	4	4	2,12,13,14
	2BM14130	TUBE MIXER D1234	4	4	4	12,13,14,15
	2BM14150	FLANGE MIXER L D1234	4	4	4	12,13,14,15
	2BM14160	SCREW MIXER D1234	4	4	4	12,13,14,15
	2BM14170	FLANGE MIXER R D1234	4	4	4	12,13,14,15
	2BM14180	MAGNET MIXER D1234	24	24	24	12,13,14,15
	2BM14190	SP JOINT T SW D1234	3	3	3	12,13,14
	2BM14200	GUIDE SHUTTER D1234	4	4	4	2,12,13,14
●	2BM14210	GEAR Z28-5 D1234	3	3	3	12,13,15
●	2BM14220	BUSH BIAS D1234	4	4	4	12,13,14,15
	2BM14230	SPRING SHUTTER D1234	8	8	8	2,12,13,14
	2BM14240	SHUTTER D1234	4	4	4	2,12,13,14
	2BM14250	SEAL SHUTTER D1234	4	4	4	2,12,13,14
	2BM14260	SEAL GUIDE T D1234	4	4	4	2,12,13,14
●	2BM14270	SEAL LID DEVE D1234	4	4	4	12,13,14,15
●	2BM14280	GEAR Z14-8 D23	2	2	2	13,14
	2BM14290	SP MG BLADE D1234	4	4	4	12,13,14,15
	2BM14300	SCRAPER PULLEY D1234	8	8	8	12,13,14,15
	2BM14310	SENSOR FACE D1234	4	4	4	12,13,14,15
●	2BM14320	SEAL BLADE D1234	4	4	4	12,13,14,15
	2BM14330	BUSH D1234	18	18	18	12,13,14,15
	2BM14390	OIL SEAL	21	21	21	2,12,13,14,15
	2BM14400	BIAS JOINT D123	3	3	3	12,13,14
●	2BM14410	GEAR MIXER 1 D123	3	3	3	12,13,14
●	2BM14420	GEAR MIXER 2 D123	3	3	3	12,13,14
	2BM14440	PLATE ANGLE D123	3	3	3	12,13,14
●	2BM14460	GEAR Z31-Z15-8 D123	3	3	3	12,13,14
●	2BM14470	JOINT FEED T D123	3	3	3	12,13,14
●	2BM14480	WORM WHEEL D123	3	3	3	12,13,14

SP	Part. No.	Description	Quantity			Fig. No.
			120V	230V	240V	
	2BM14500	SEAL CASE D123	4	4	4	12,13,14,15
	2BM14530	BUSH	8	8	8	12,13,14
●	2BM14540	GEAR WORM	3	3	3	12,13,14
●	2BM14560	GEAR Z14-8 JOINT D12	2	2	2	12,13
	2BM14570	SHAFT GEAR D12	2	2	2	12,13
	2BM14580	SHAFT T BRAKE D12	2	2	2	12,13
●	2BM14590	GEAR Z30-Z16 D12	2	2	2	12,13
●	2BM14600	GEAR Z20-8 D12	2	2	2	12,13
	2BM14610	SEAL CASE D12	3	3	3	12,13
	2BM14620	ROLLER MAGNET D4	2	2	2	12,15
	2BM14630	SEAL CASE D134	4	4	4	12,14
	2BM14640	GUIDE SCREW D14	2	2	2	2,12
	2BM14660	CASE DLP D1	1	1	1	12
	2BM14670	STAY D1	1	1	1	12
	2BM14680	FLANGE R D1	1	1	1	12
	2BM14690	PITCH PIECE R D1	1	1	1	12
	2BM14700	BKT CLUTCH D1	1	1	1	12
	2BM14710	GUIDE TCNT D1	1	1	1	12
	2BM14720	PITCH PIECE F D1	1	1	1	12
	2BM14730	PLATE MOTOR TONER D1	1	1	1	12
	2BM14740	BKT JOINT TCNT D1	1	1	1	12
	2BM14750	COVER R D1	1	1	1	12
	2BM14760	COVER TCNT R D1	1	1	1	12
	2BM14770	COVER MAG D1	1	1	1	12
	2BM14780	COVER F D1	1	1	1	12
	2BM14790	COVER TCNT F D1	1	1	1	12
	2BM14800	SEAL CASE A D1	2	2	2	12
	2BM14810	SEAL CASE B D1	1	1	1	12
	2BM14820	SEAL CASE C D1	1	1	1	12
	2BM14830	SP JOINT T SRP D1	1	1	1	12
●	2BM14840	GEAR Z30-5 D1	1	1	1	12
	2BM14850	PLATE IDLE D1	1	1	1	12
	2BM14860	SHEET COVER MAG D1	1	1	1	12
	2BM14870	COVER PWB D234	3	3	3	13,14,15
	2BM14880	BKT JOINT TCNT D23	2	2	2	13,14
	2BM14890	GUIDE SCREW D23	2	2	2	13,14
	2BM14900	COVER TCNT D23	2	2	2	13,14
●	2BM14910	GEAR Z38-5 D23	2	2	2	13,14
	2BM14920	SP JOINT T SRP D23	2	2	2	13,14
	2BM14930	PLATE IDLE D23	2	2	2	13,14

• Parts with "●" indicates the Service parts.

SP	Part. No.	Description	Quantity			Fig. No.
			120V	230V	240V	
	2BM14940	ROLLER MAGNET D23	2	2	2	13,14
	2BM14950	CASE DLP D2	1	1	1	13
	2BM14960	STAY D2	1	1	1	13
	2BM14970	FLANGE R D2	1	1	1	13
	2BM14980	PITCH PIECE R D2	1	1	1	13
	2BM14990	BKT CLUTCH D2	1	1	1	13
	2BM15000	GUIDE TCNT D2	1	1	1	13
	2BM15010	PITCH PIECE F D2	1	1	1	13
	2BM15020	PLATE MOTOR TONER D2	1	1	1	13
	2BM15030	COVER R D2	1	1	1	13
	2BM15040	COVER MAG D2	1	1	1	13
	2BM15050	COVER F D2	1	1	1	13
	2BM15060	SEAL CASE B D2	2	2	2	13
	2BM15070	SEAL CASE D D2	2	2	2	13
	2BM15080	SEAL CASE E D2	2	2	2	13
	2BM15090	CORD PRESS D2	3	3	3	13
●	2BM15100	GEAR Z25-5 D34	2	2	2	15
	2BM15110	CASE DLP D3)1/2)	1	1	1	14
	2BM15120	SCREW SUPPLY D3	1	1	1	14
	2BM15130	STAY D3	1	1	1	14
	2BM15140	FLANGE R D3	1	1	1	14
	2BM15150	BKT CLUTCH D3	1	1	1	14
	2BM15160	PITCH PIECE R D3	1	1	1	14
●	2BM15170	GEAR Z18-8 D3	1	1	1	14
●	2BM15180	GEAR BEVEL Z16 D3	2	2	2	14
●	2BM15190	GEAR Z19-5 D3	1	1	1	14
●	2BM15200	GEAR Z18-5 D3	1	1	1	14
●	2BM15210	GEAR Z35-5 D3	1	1	1	14
	2BM15220	SHAFT SUPPLY A D3	1	1	1	14
	2BM15230	SHAFT SUPPLY B D3	1	1	1	14
	2BM15240	BUSH BLOCK SUPPLY D3	1	1	1	14
	2BM15250	GUIDE TCNT D3	1	1	1	14
	2BM15260	PLATE MOTOR TONER D3	1	1	1	14
●	2BM15270	PITCH PIECE F D3	1	1	1	14
	2BM15280	GEAR Z25-Z15-8 D3	1	1	1	14
	2BM15290	COVER F D3	1	1	1	14
	2BM15300	PRESS PIECE D3	2	2	2	14
	2BM15310	COVER R D3	1	1	1	14
	2BM15320	SHAFT CASE D3	3	3	3	14
	2BM15340	COVER MAG D3	1	1	1	14

• Parts with "●" indicates the Service parts.

SP	Part. No.	Description	Quantity			Fig. No.
			120V	230V	240V	
	2BM15350	SPRING D3	2	2	2	14
	2BM15360	SEAL CASE A D3	1	1	1	14
	2BM15370	SEAL CASE B D3	1	1	1	14
	2BM15380	SEAL CASE C D3	1	1	1	14
	2BM15390	SEAL CASE D D3	2	2	2	14
	2BM15400	SEAL CASE E D3	2	2	2	14
●	2BM15410	GEAR Z15	2	2	2	14
●	2BM15420	GEAR Z38S	1	1	1	14
●	2BM15430	GEAR Z15-8 D4	1	1	1	15
	2BM15440	CASE DLP D4	1	1	1	15
	2BM15450	STAY DLP D4	1	1	1	15
	2BM15470	PITCH PIECE F D4	1	1	1	15
	2BM15480	BKT CLUTCH D4	1	1	1	15
	2BM15490	FLANGE R D4	1	1	1	15
	2BM15500	PITCH PIECE R D4	1	1	1	15
	2BM15510	SCRAPER HOPPER D4	1	1	1	15
	2BM15520	COVER MAG D4	1	1	1	15
	2BM15530	BKT CONNECTOR D4	1	1	1	15
	2BM15540	COVER BOTTOM D4	1	1	1	15
	2BM15550	BKT MOTOR TONER D4	1	1	1	15
	2BM15560	COVER R D4	1	1	1	15
	2BM15570	PLATE ANGLE D4	1	1	1	15
●	2BM15580	SP SENSOR D4	1	1	1	15
	2BM15590	SEAL SHUTTER D4	1	1	1	15
	2BM15600	PRESS PIECE D4	2	2	2	15
	2BM15610	PLATE JOINT BIAS D4	1	1	1	15
	2BM15620	PLATE GEAR D4	1	1	1	15
●	2BM15630	COVER MOTOR D4	1	1	1	15
	2BM15640	SHUTTER D4	1	1	1	15
	2BM15650	COVER F D4	1	1	1	15
	2BM15660	COVER HOPPER D4	1	1	1	15
	2BM15670	SP PRESS D4	2	2	2	15
●	2BM15680	GEAR Z35-5T D4	1	1	1	15
●	2BM15690	GEAR Z35-Z17-5 D4	4	4	4	15
●	2BM15700	GEAR Z43-Z17-5 D4	1	1	1	15
●	2BM15710	GEAR Z22-Z20 D4	1	1	1	15
●	2BM15730	GEAR Z24-8 D4	1	1	1	15
●	2BM15740	GEAR Z18-8 D4	1	1	1	15
●	2BM15750	GEAR Z24-Z18-8 D4	1	1	1	15
●	2BM15760	GEAR Z24-5 D4	1	1	1	15

SP	Part. No.	Description	Quantity			Fig. No.
			120V	230V	240V	
●	2BM15770	FLANGE BUSH D4	1	1	1	15
	2BM15780	SEAL COVER HOPPER D4	1	1	1	15
	2BM15790	PLATE IDLE D4	1	1	1	15
	2BM15800	SP SHUTTER D4	1	1	1	15
	2BM15810	SEAL CASE B D4	2	2	2	15
	2BM15820	SEAL BOTTOM B D4	2	2	2	15
	2BM15830	SEAL BOTTOM A D4	2	2	2	15
	2BM15840	SEAL FLANGE D4	1	1	1	15
	2BM15850	GP MOTOR GEAR	1	1	1	15
●	2BM15860	GEAR SUPPLY	1	1	1	15
	2BM15870	ROLL SUPPLY	1	1	1	15
	2BM15880	SHEET SCRAPER D4	1	1	1	15
	2BM15910	CASE FEED TK	1	1	1	2
	2BM15920	BUSH FEED TK	1	1	1	2
	2BM15930	SCREW FEED TK	1	1	1	2
	2BM15940	PLATE FEED TK	1	1	1	2
	2BM15950	SEAL FEED TK A	1	1	1	2
	2BM15960	SEAL FEED TK B	2	2	2	2
	2BM15970	SEAL FEED TK C	1	1	1	2
●	2BM16010	GEAR LEVER FRAME	1	1	1	18
	2BM16020	LEVER FRAME IMAGE	1	1	1	18
	2BM16030	BRACKET SENSOR ID	1	1	1	18
	2BM16040	NOB CLEANER ID	1	1	1	18
	2BM16050	PAD CLEANER ID	1	1	1	18
	2BM16060	SPRING SENSOR ID	1	1	1	18
	2BM16070	STAY IMAGE	1	1	1	18
	2BM16080	PULLEY IMAGE	3	3	3	18
	2BM16150	BUSH CYLINDER	2	2	2	18
	2BM16160	COVER IMAGE R	1	1	1	18
	2BM16180	SHAFT CAM CLEANER	1	1	1	18
	2BM16190	CAM CLEANER	2	2	2	18
	2BM16200	JOINT CAM CL	1	1	1	18
	2BM16210	HOLDER CL F	1	1	1	18
	2BM16220	HOLDER CL R	1	1	1	18
	2BM16230	PLATE PRESS IMAGE F	1	1	1	18
	2BM16240	PLATE PRESS IMAGE R	1	1	1	18
	2BM16250	EARTH IMAGE	1	1	1	18
	2BM16260	BRACKET CLEANER	1	1	1	18
●	2BM16270	SPRING PRESS CL R	1	1	1	18
●	2BM16280	SPRING PRESS CL F	1	1	1	18

• Parts with "●" indicates the Service parts.

SP	Part. No.	Description	Quantity			Fig. No.
			120V	230V	240V	
	2BM16290	COVER IMAGE F	1	1	1	18
	2BM16300	STOPPER LEVER IMAGE	1	1	1	18
●	2BM16310	SPRING STOPPER LEVER	1	1	1	18
●	2BM16320	SPRING IMAGE PRESS	2	2	2	18
	2BM16330	SHAFT IMAGE LOCK	1	1	1	18
	2BM16340	CAM PRESS F	1	1	1	18
	2BM16350	CAM PRESS R	1	1	1	18
	2BM16360	PLATE IMAGE F ASSY	1	1	1	18
	2BM16370	PLATE IMAGE R ASSY	1	1	1	18
	2BM16380	LOCK IMAGE	1	1	1	18
	2BM16390	PLATE PICH IMAGE F	1	1	1	18
	2BM16400	PLATE PICH IMAGE R	1	1	1	18
	2BM16410	LEVER LOCK	1	1	1	18
	2BM16420	LEVER CL RELEASE A	1	1	1	18
	2BM16430	LEVER CL RELEASE B	1	1	1	18
	2BM16440	LEVER CL	2	2	2	18
	2BM16460	PLATE BIAS FLICKER B	1	1	1	18
	2BM16480	STOPPER SPRING	1	1	1	18
	2BM16490	SPRING LEVER FRAME	1	1	1	18
	2BM16500	STOPPER GUIDE	1	1	1	18
	2BM16520	SHAFT LEVER	1	1	1	18
	2BM16530	LABEL IMAGE A	1	1	1	18
	2BM16540	LABEL IMAGE B	1	1	1	18
	2BM16550	LABEL IMAGE C	1	1	1	18
●	2BM16560	SEAL BKT CLEANER	1	1	1	18
●	2BM16570	SHUTTER CLEANER	1	1	1	18
●	2BM16580	SEAL SHUTTER	1	1	1	18
●	2BM16590	SPRING SHUTTER	1	1	1	18
●	2BM16600	BRUSH FUR	1	1	1	18
	2BM16610	FRAME CLEANER	1	1	1	18
	2BM16620	COVER CLEANER F	1	1	1	18
	2BM16630	COVER CLEANER R	1	1	1	18
	2BM16640	SCREW CLEANER	8	8	8	18
●	2BM16660	JOINT SCREW	1	1	1	18
●	2BM16670	BUSH BRUSH R	1	1	1	18
●	2BM16680	BUSH BRUSH F	1	1	1	18
●	2BM16690	BUSH SCREW R	1	1	1	18
●	2BM16700	BUSH SCREW F	1	1	1	18
●	2BM16730	GEAR BRUSH Z19	2	2	2	18
	2BM16740	GUIDE TONER	1	1	1	18

SP	Part. No.	Description	Quantity			Fig. No.
			120V	230V	240V	
	2BM16760	SHAFT SCREW	1	1	1	18
●	2BM16780	SEAL GUIDE TONER	1	1	1	18
●	2BM16810	SEAL BRUSH SIDE F	1	1	1	18
●	2BM16820	SEAL BRUSH SIDE R	1	1	1	18
	2BM16830	SCREW STUD A	4	4	4	18
●	2BM16850	ROLLER SWEEP	1	1	1	18
●	2BM16860	GEAR SCREW Z19	1	1	1	18
	2BM16870	PLATE BAI5 SWEEP	1	1	1	18
●	2BM16880	BUSH SWEEP F	1	1	1	18
●	2BM16890	BUSH SWEEP R	1	1	1	18
	2BM16900	BUSH EARTH	1	1	1	18
●	2BM16910	BLADE CLEANER	1	1	1	18
●	2BM16920	SPRING LEVER LOCK	1	1	1	18
	2BM16930	EARTH FRAME	1	1	1	18
●	2BM16940	SEAL SHIELD SCREW	1	1	1	18
●	2BM16950	SEAL SWEEP SIDE F	2	2	2	18
●	2BM16970	SEAL GUIDE SWEEP	1	1	1	18
	2BM16980	PLATE GUIDE SWEEP	1	1	1	18
	2BM16990	SPRING PLATE IMAGE	1	1	1	18
	2BM17010	CASE LOW	1	1	1	8
	2BM17020	PLATE BOTTOM FEED	1	1	1	8
	2BM17030	PLATE FRONT LEVER	1	1	1	8
	2BM17040	SHAFT FRONT LEVER	1	1	1	8
●	2BM17050	LEVER FEED FRONT	1	1	1	8
●	2BM17060	HOOK LEVER FRONT	1	1	1	8
●	2BM17070	SPRING FRONT LEVER	2	2	2	8
	2BM17090	PLATE CONTACT TRANS	1	1	1	8
	2BM17100	PLATE EARTH CASE	1	1	1	8
	2BM17110	SEAL MASK PLATE	1	1	1	8
	2BM17120	PLATE RELEASE	1	1	1	8
	2BM17130	SPRING RELEASE	1	1	1	8
	2BM17140	GUIDE CASE LOW LEFT	1	1	1	8
	2BM17150	GUIDE CHANGE DU	1	1	1	8
	2BM17160	LEVER LOCK CASE LOW	1	1	1	8
	2BM17170	HOOK LOCK FUSER	1	1	1	8
	2BM17180	PLATE LEVER SOL	1	1	1	8
●	2BM17190	ANGLE SOLENOID	1	1	1	8
	2BM17200	COVER GUIDE DU	1	1	1	8
	2BM17210	SPRING LOCK FUSER	2	2	2	8
	2BM17220	SPRING SOLENOID	1	1	1	8

SP	Part. No.	Description	Quantity			Fig. No.
			120V	230V	240V	
	2BM17230	PLATE GEAR FUSER	1	1	1	8
●	2BM17240	GEAR IDLE Z24S	1	1	1	8
	2BM17250	PLATE GEAR TC	1	1	1	8
●	2BM17260	GEAR JOINT Z22S	1	1	1	8
●	2BM17270	GEAR Z22S-Z14S	1	1	1	8
●	2BM17280	ROLLER MIDDLE	1	1	1	8
	2BM17290	GUIDE MIDDLE	1	1	1	8
	2BM17300	SHAFT PULLEY MIDDLE	1	1	1	8
●	2BM17310	PULLEY MIDDLE	4	4	4	8
	2BM17320	LEVER GUDIE MIDDLE	1	1	1	8
●	2BM17330	BUSH REGIST UP	4	4	4	8
●	2BM17340	SPRING GUIDE MIDDLE	1	1	1	8
●	2BM17350	SPRING MIDDLE F	2	2	2	8
●	2BM17360	SPRING MIDDLE R	1	1	1	8
●	2BM17380	GEAR REGIST Z32	1	1	1	8
●	2BM17390	JOINT ROLL TRANS	1	1	1	8
●	2BM17400	ROLLER REGIST UP	1	1	1	8
●	2BM17420	SPRING REGIST F	1	1	1	8
●	2BM17440	PAD REG SENSOR	1	1	1	8
	2BM17460	PLATE EARTH REG A	1	1	1	8
●	2BM17480	HIGH-MEG R ASSY	2	2	2	8
	2BM17490	SHEET REGIST A	1	1	1	8
	2BM17500	SHEET REGIST B	1	1	1	8
●	2BM17510	DUCT FEED UP	1	1	1	8
●	2BM17520	SEAL BELT LOW	4	4	4	8
	2BM17530	PLATE BELT	1	1	1	8
●	2BM17540	BELT TRANS	2	2	2	8
●	2BM17550	PULLEY BELT	4	4	4	8
	2BM17560	SHAFT BELT L	1	1	1	8
●	2BM17570	GEAR Z22S	1	1	1	8
	2BM17590	SHAFT BELT R	1	1	1	8
●	2BM17600	BUSH TRANS UNIT	1	1	1	8
●	2BM17610	CAM TRANS	2	2	2	8
●	2BM17620	GEAR Z42S	1	1	1	8
●	2BM17630	PULLEY TENSION BELT	4	4	4	8
	2BM17640	SHAFT TENSION BELT	2	2	2	8
	2BM17650	RIB BELT	6	6	6	8
	2BM17680	COVER CL FEED	1	1	1	8
	2BM17690	CASE TRANS	1	1	1	8
●	2BM17700	ROLLER TRANSFER	1	1	1	8

• Parts with "●" indicates the Service parts.

SP	Part. No.	Description	Quantity			Fig. No.
			120V	230V	240V	
	2BM17710	GUIDE CHUTE LOW	1	1	1	8
	2BM17720	LEVER TRANS F	1	1	1	8
	2BM17730	LEVER TRANS R	1	1	1	8
	2BM17740	LEVER TRANS B	1	1	1	8
	2BM17750	PLATE EARTH WIRE F	1	1	1	8
	2BM17780	PLATE CONTACT TC	1	1	1	8
●	2BM17790	SPRING TC	2	2	2	8
●	2BM17890	LEVER LOCK TB	1	1	1	8
	2BM17900	HOLDER LOCK TB	1	1	1	8
	2BM17910	SPRING LOCK TB	1	1	1	8
●	2BM17930	LATCH JOINT	1	1	1	8
●	2BM17950	GEAR REGIST Z24	1	1	1	8
	2BM17960	SCREW FAN BELT	6	6	6	3,8
	2BM17970	PLATE EARTH FEED	1	1	1	8
	2BM17980	SEAL MASK BELT	2	2	2	8
	2BM17990	STOPPER PI	1	1	1	16
	2BM18010	FRAME DRUM	1	1	1	10
	2BM18030	COVER DRUM F	1	1	1	10
	2BM18040	COVER DRUM R	1	1	1	10
	2BM18050	COVER DRUM UP	1	1	1	10
	2BM18060	ROLL CLN	1	1	1	10
	2BM18070	SCREW DRUM	1	1	1	10
●	2BM18080	GEAR Z17H CLN	1	1	1	10
	2BM18090	BUSH ROLL CLN	2	2	2	10
	2BM18110	SHAFT ROLL CLN F	1	1	1	10
	2BM18120	SHAFT ROLL CLN R	1	1	1	10
●	2BM18130	GEAR Z18S SCREW	1	1	1	10
●	2BM18140	GEAR Z16S CLN	1	1	1	10
	2BM18150	BUSH SCREW	1	1	1	10
	2BM18170	PLATE MCH U	1	1	1	10
	2BM18180	SHAFT DRUM IDLE	1	1	1	10
	2BM18190	PLATE CONTACT MCH	1	1	1	10
	2BM18200	STAY DRUM FRAME	1	1	1	10
	2BM18210	SHUTTER DRUM	1	1	1	10
●	2BM18240	SPRING SHUTTER	1	1	1	10
	2BM18280	PLATE UNIT MOUNT	1	1	1	10
●	2BM18290	SPRING CONTACT MCH	1	1	1	10
	2BM18320	HOLDER SEPARATOR	4	4	4	10
	2BM18330	SEPARATOR DRUM	4	4	4	10
	2BM18340	COVER DRUM PWB	1	1	1	10

SP	Part. No.	Description	Quantity			Fig. No.
			120V	230V	240V	
●	2BM18360	SEAL SHUTTER DRUM	1	1	1	10
●	2BM18380	GEAR Z17HZ22H IDLE	1	1	1	10
	2BM18440	SPRING CONTACT GRID	1	1	1	10
●	2BM18460	SEAL SCREW DRUM	1	1	1	10
	2BM18470	HANDLE	1	1	1	10
	2BM18510	BRACKET SENSOR WASTE	1	1	1	2
	2BM18520	SEAL SENSOR WASTE	1	1	1	2
●	2BM19010	GEAR Z14HZ28H DRUM	1	1	1	10
	2BM19020	BKT CONT MCH	1	1	1	10
	2BM19030	PLATE CONT MCH R	1	1	1	10
	2BM19040	PLATE CONT MCH L	1	1	1	10
	2BM19050	SPRING CONT MCH	1	1	1	10
	2BM19100	ARM ROLL CLN	2	2	2	10
	2BM19110	SPACER DRUM SHAFT	1	1	1	10
	2BM19120	SEAL PROTECT MCH	1	1	1	10
●	2BM20010	ROLLER FIX	1	1	1	9
●	2BM20020	ROLLER PRESS	1	1	1	9
●	2BM20030	GEAR FUSER Z43	1	1	1	9
●	2BM20040	BEARING FUSER	4	4	4	9
	2BM20050	FRAME BOTTOM	1	1	1	9
	2BM20060	HOLDER HARNESS R.F	1	1	1	9
	2BM20070	HOLDER HARNESS RR	1	1	1	9
	2BM20080	HOLDER HARNESS LOWER	1	1	1	9
	2BM20090	FRAME FRONT FUSER	1	1	1	9
	2BM20100	CASE SOLENOID	1	1	1	9
●	2BM20110	PIN ACTUATOR CLUTCH	1	1	1	9
●	2BM20120	ACTUATOR CLUTCH	1	1	1	9
●	2BM20130	SPRING SOL	1	1	1	9
	2BM20140	PLATE PRESS FRONT	1	1	1	9
	2BM20150	FRAME REAR FUSER	1	1	1	9
	2BM20160	PLATE PRESS REAR	1	1	1	9
●	2BM20170	PIN PRESSURE	2	2	2	9
●	2BM20180	SPRING PRESSURE	2	2	2	9
	2BM20190	BKT SEPARATOR LOW	1	1	1	9
	2BM20200	STAY SEPARATOR LOW	1	1	1	9
●	2BM20210	SEPARATOR LOW	6	6	6	9
	2BM20220	BKT SEPARATOR UP	1	1	1	9
	2BM20230	STAY SEPARATOR UP	1	1	1	9
●	2BM20240	SEPARATOR UP	6	6	6	9
	2BM20250	SHEET PROTECT STAY	1	1	1	9

• Parts with "●" indicates the Service parts.

SP	Part. No.	Description	Quantity			Fig. No.
			120V	230V	240V	
●	2BM20260	SPRING SEPARATOR	12	12	12	9
	2BM20270	FRAME TOP FUSER	1	1	1	9
	2BM20280	HOLDER HERNESS TOP R	1	1	1	9
	2BM20290	BKT THERMISTER UP	1	1	1	9
	2BM20310	BKT THERMOSTAT	2	2	2	9
	2BM20330	GUIDE ENTRANCE LOW	1	1	1	9
	2BM20340	GUIDE ENTRANCE UP	1	1	1	9
	2BM20350	GUIDE EXIT LOW	1	1	1	9
	2BM20360	COVER BOTTOM FUSER	1	1	1	9
	2BM20370	COVER FRONT FUSER	1	1	1	9
	2BM20380	COVER REAR FUSER	1	1	1	9
	2BM20390	COVER EXIT FUSER	1	1	1	9
	2BM20400	BKT LAMP FRONT	1	1	1	9
	2BM20410	BKT LAMP REAR	1	1	1	9
	2BM20430	SPRING CONNECTOR	2	2	2	9
●	2BM20450	GEAR INPUT Z30	1	1	1	9
●	2BM20460	GEAR IDLE Z24	2	2	2	9
●	2BM20470	GEAR IDLE Z32Z14	1	1	1	9
●	2BM20480	GEAR IDLE Z24Z16	1	1	1	9
●	2BM20490	GEAR IDLE Z30	1	1	1	9
●	2BM20500	HANDLE GEAR	1	1	1	9
●	2BM20510	GEAR LOCK Z10	1	1	1	9
●	2BM20520	GEAR EXIT ROLL Z18	2	2	2	9
	2BM20530	PLATE LOCK GEAR	1	1	1	9
	2BM20540	LOCK PLATE PUSH	1	1	1	9
●	2BM20550	SPRING LOCK GEAR	1	1	1	9
●	2BM20560	ROLLER EXIT	1	1	1	9
	2BM20580	COVER TOP FUSER	1	1	1	9
	2BM20610	BUSH SP	16	16	16	9,16
	2BM20620	SHAFT MECH CLUTCH	1	1	1	9
●	2BM20630	CAM ROLLER OIL	2	2	2	9
●	2BM20650	MECH CLUTCH OIL	1	1	1	9
	2BM20660	PIN ACTUATOR OIL	2	2	2	9
	2BM20670	BKT COVER TOP F	1	1	1	9
	2BM20680	BKT COVER TOP R	1	1	1	9
	2BM20690	LOCK OIL UNIT	2	2	2	9
	2BM20700	LOCK COVER TOP F	1	1	1	9
	2BM20710	LOCK COVER TOP R	1	1	1	9
	2BM20720	PUSH OIL	2	2	2	9
●	2BM20730	LEVER OIL F	1	1	1	9

SP	Part. No.	Description	Quantity			Fig. No.
			120V	230V	240V	
●	2BM20740	LEVER OIL R	1	1	1	9
	2BM20750	COVER SHAFT OIL	1	1	1	9
●	2BM20780	SPRING LOCK OIL	2	2	2	9
●	2BM20790	SPRING EXIT	4	4	4	9
●	2BM20800	SPRING OIL UNIT	2	2	2	9
●	2BM20810	SPRING LOCK F	1	1	1	9
●	2BM20820	SPRING LOCK R	1	1	1	9
●	2BM20830	THERMISTOR UP	1	1	1	9
●	2BM20840	THERMISTOR LOW	1	1	1	9
●	2BM20850	THERMOSTAT	2	2	2	9
●	2BM20860	LAMP HEATER UPPER 240		1	1	9
●	2BM20870	LAMP HEATER LOW 240		1	1	9
●	2BM20880	LAMP HEATER UPPER 120	1			9
●	2BM20890	LAMP HEATER LOW 120	1			9
	2BM21010	FRAME FD	1	1	1	16
	2BM21030	COVER GEAR FD	1	1	1	16
	2BM21040	FD PLATE SOLENOID	1	1	1	16
●	2BM21050	LEVER SOLENOID	1	1	1	16
●	2BM21060	SPRING SOL	1	1	1	16
●	2BM21070	LEVER GUIDE CHANGE	1	1	1	16
	2BM21080	GUIDE CHANGE	1	1	1	16
	2BM21090	PLATE PRESS DLP BASE	2	2	2	16
	2BM21100	ARM PRESS DLP	2	2	2	16
●	2BM21110	SPRING PRESS DLP	2	2	2	16
●	2BM21130	ACTUATOR SENSOR FD	1	1	1	16
●	2BM21140	GEAR Z26	4	4	4	16
	2BM21160	PULLEY EXIT A	6	6	6	16
	2BM21170	SHAFT ROLLER FD	4	4	4	16
●	2BM21200	ROLLER FD	4	4	4	16
●	2BM21210	BUSH DRUM	17	17	17	8,9,16,18
●	2BM21220	FD PULLEY BELT Z18	2	2	2	16
●	2BM21230	FD FLANGE BELT	4	4	4	16
●	2BM21250	FD PULLEY GEAR Z18	2	2	2	16
●	2BM21260	ACTUATOR SENSOR FU	1	1	1	16
●	2BM21270	BELT FD 264	1	1	1	16
●	2BM21280	BELT FD 156	1	1	1	16
	2BM21300	PIN IDLE 1	3	3	3	16
	2BM21310	PIN IDLE 2	3	3	3	16
●	2BM21330	GEAR Z22	2	2	2	16
●	2BM21340	GEAR INPUT Z24	1	1	1	16

• Parts with "●" indicates the Service parts.

SP	Part. No.	Description	Quantity			Fig. No.
			120V	230V	240V	
●	2BM21350	LOCK COVER FU	2	2	2	16
●	2BM21380	STOPPER COVER FD	2	2	2	16
●	2BM21390	SPRING ACT MIDDLE	1	1	1	16
●	2BM21400	SPRING ACT FU	1	1	1	16
	2BM21410	PLATE JOINT	1	1	1	16
	2BM21430	PIN JOINT	1	1	1	16
●	2BM21440	NOB ROLL FD	1	1	1	16
	2BM21450	PLATE EARTH SWITCH	1	1	1	16
	2BM21460	BRUSH ERASER	1	1	1	16
	2BM21470	BKT PITCH JOINT	1	1	1	16
	2BM21480	SPRING EXIT	2	2	2	16
	2BM21490	COVER FD	1	1	1	16
	2BM21500	LEVER COVER FD	1	1	1	16
	2BM21510	CASE EXIT FU	2	2	2	16
	2BM21520	SHAFT ROLLER FU	2	2	2	16
●	2BM21530	SPRING EXIT	10	10	10	16
	2BM21540	COVER EXIT FU	2	2	2	16
	2BM21550	PLATE FDC F	1	1	1	16
	2BM21560	PLATE FDC R	1	1	1	16
●	2BM21570	SPRING LEVER FD R	1	1	1	16
●	2BM21580	SPRING LEVER FD F	1	1	1	16
●	2BM21600	PROTECT BOARD	1	1	1	16
	2BM21610	BRUSH ERASER S	2	2	2	16
●	2BM21630	FAN FD	1	1	1	16
	2BM21640	COVER CORD FD	1	1	1	16
	2BM21650	FILM SWITCH	1	1	1	16
	2BM21670	PULLY EXIT C	2	2	2	16
	2BM22010	PLATE DRIVE MAIN A	1	1	1	5
	2BM22020	PLATE DRIVE MAIN B	1	1	1	5
	2BM22030	PLATE DEIVE MAIN C	1	1	1	5
	2BM22040	PLATE DRIVE MAIN D	1	1	1	5
●	2BM22050	GEAR Z144H	1	1	1	5
●	2BM22060	GEAR Z36H Z117H	1	1	1	5
●	2BM22070	GEAR Z30 Z58H ASSY	1	1	1	5
●	2BM22080	GEAR Z30 Z57H ASSY	2	2	2	5
●	2BM22090	GEAR Z25 Z29	1	1	1	5
●	2BM22100	GEAR Z29 IDLE	1	1	1	5
●	2BM22110	GEAR Z26 IDLE	3	3	3	5
●	2BM22130	GEAR Z30 JOINT MIX	4	4	4	5
●	2BM22140	GEAR Z43H	1	1	1	5

SP	Part. No.	Description	Quantity			Fig. No.
			120V	230V	240V	
●	2BM22150	GEAR Z21H Z26	1	1	1	5
●	2BM22160	GEAR Z14 Z29	1	1	1	5
●	2BM22170	GEAR Z23 IDLE	6	6	6	5
●	2BM22180	GEAR Z28	1	1	1	5
	2BM22190	HOLDER ASSY A	1	1	1	5
	2BM22200	HOLDER ASSY B	1	1	1	5
	2BM22220	HOLDER ASSY CHY	1	1	1	5
	2BM22230	HOLDER ASSY CHM	1	1	1	5
	2BM22240	HOLDER ASSY CHC	1	1	1	5
	2BM22250	HOLDER ASSY CHK	1	1	1	5
	2BM22260	HOUSING CL CAM	1	1	1	5
●	2BM22270	BUSH CL CAM	1	1	1	5
●	2BM22280	CLUTCH ASSY CAM	1	1	1	5
●	2BM22320	JOINT ROLL SCREW	1	1	1	5
●	2BM22330	JOINT CAM	1	1	1	5
	2BM22340	LEVER SOLENOID	4	4	4	5
●	2BM22350	ACUTUATER CAM	1	1	1	5
●	2BM22360	BUSH 6-9-4	1	1	1	5
	2BM22370	PLATE SOLENOID	4	4	4	5
	2BM22380	PLATE SENSOR	1	1	1	5
	2BM22400	SHAFT JOINT DRUM	1	1	1	5
	2BM22410	SHAFT JOINT MIX	4	4	4	5
	2BM22420	SHAFT JOINT CAM	1	1	1	5
	2BM22430	SHAFT JOINT SCREW	1	1	1	5
	2BM22440	SPRING LEVER	5	5	5	5,6
	2BM22450	SPRING JOINT DRUM	1	1	1	5
	2BM22460	SPRING JOINT CAM	2	2	2	5
	2BM22470	SPRING ACUTUATOR	1	1	1	5
	2BM22480	SEAL SOLENOID	8	8	8	5
	2BM22490	CASE HV JOINT DLP	1	1	1	5
	2BM22500	LID HV UNIT	1	1	1	5
	2BM22510	EARTH DLP	4	4	4	5
	2BM22520	EARTH DRUM	1	1	1	5
	2BM22530	PLATE HV JOINT	4	4	4	5
	2BM22540	PLATE HV DRUM	1	1	1	5
	2BM22550	PLATE DRIVE FEED A	1	1	1	6
	2BM22560	PLATE DRIVE FEED B	1	1	1	6
	2BM22570	PLATE DRIVE FEED C	1	1	1	6
●	2BM22580	GEAR Z30 Z66H	2	2	2	6
●	2BM22590	GEAR Z33 Z47H	1	1	1	6

• Parts with "●" indicates the Service parts.

SP	Part. No.	Description	Quantity			Fig. No.
			120V	230V	240V	
●	2BM22600	GEAR Z24	2	2	2	6
●	2BM22610	GEAR Z36	1	1	1	6
●	2BM22620	GEAR Z26	1	1	1	6
●	2BM22630	GEAR Z14 Z30	1	1	1	6
●	2BM22640	GEAR Z23 JO	1	1	1	6
●	2BM22650	GEAR Z33 Z23	1	1	1	6
●	2BM22660	GEAR Z25 JOINT	1	1	1	6
●	2BM22670	GEAR Z22 JOINT BE	1	1	1	6
●	2BM22680	GEAR BEVEL Z20	1	1	1	6
●	2BM22690	GEAR Z21	1	1	1	6
●	2BM22700	GEAR Z14 Z36	1	1	1	6
●	2BM22710	GEAR Z27 Z40	1	1	1	6
●	2BM22740	GEAR Z29 JO	2	2	2	6
	2BM22750	HOUSING CL REGIST	1	1	1	6
●	2BM22760	BUSH SHAFT 6	1	1	1	6
●	2BM22770	BUSH POM MID	1	1	1	6
●	2BM22790	JOINT ROLL REGIST	2	2	2	6
	2BM22810	SHAFT JOINT MID	1	1	1	6
	2BM22820	SHAFT JOINT REGIST	1	1	1	6
	2BM22830	SHAFT JOINT BEVEL	1	1	1	6
	2BM22840	SPRING JOINT REGIST	2	2	2	6
	2BM22850	SPRING JOINT LOW	1	1	1	6
	2BM22860	PLATE DRIVE TK	1	1	1	6
	2BM22870	HOLDER CL TK	1	1	1	6
●	2BM22880	JOINT TK FEED	1	1	1	6
●	2BM22910	GEAR Z23 Z33	2	2	2	6
●	2BM22920	GEAR Z21 Z36	1	1	1	6
●	2BM22930	GEAR Z14 Z40	1	1	1	6
●	2BM22940	GEAR Z41	1	1	1	6
●	2BM22950	GEAR Z24 L	1	1	1	6
●	2BM22970	GEAR Z30 CL TK	1	1	1	6
	2BM22980	SHAFT JOINT TK	1	1	1	6
	2BM22990	SPRING JOINT TK	2	2	2	6
	2BM23010	DACT FAN	1	1	1	3
	2BM23510	PLATE DRIVE FUSER A	1	1	1	6
	2BM23520	HOLDER SHAFT FUSER	1	1	1	6
	2BM23530	PLATE PULLEY	1	1	1	6
●	2BM23540	GEAR P50 Z23	1	1	1	6
●	2BM23550	GEAR Z46 JOINT FUSER	1	1	1	6
●	2BM23560	GEAR Z51	2	2	2	6

SP	Part. No.	Description	Quantity			Fig. No.
			120V	230V	240V	
●	2BM23570	GEAR Z40 JO	1	1	1	6
●	2BM23580	PULLEY BELT	1	1	1	6
●	2BM23590	JOINT FUSER	1	1	1	6
	2BM23600	SHAFT JOINT FUSER	1	1	1	6
	2BM23610	HOLDER STMOTOR	1	1	1	6
	2BM23620	SPRING JOINT FUSER	1	1	1	6
●	2BM23630	BELT S2M138	1	1	1	6
	2BM23660	SPRING JOINT MIX	4	4	4	5
●	2BM23690	GEAR Z23 TK1	1	1	1	6
●	2BM23700	GEAR Z23 TK2	1	1	1	6
●	2BM23710	GEAR Z37 BEVEL Z25	1	1	1	6
●	2BM23720	CLUTCH ASSY 2	4	4	4	5
	2BM23730	HOLDER HARNESS D	1	1	1	5
●	2BM23750	GEAR Z34	1	1	1	5
●	2BM23760	GEAR Z53	1	1	1	5
	2BM23770	HOUSING JOINT ASSY	4	4	4	5
	2BM23780	SPRING HV	5	5	5	5
●	2BM23800	BUSH MAIN C	1	1	1	5
	2BM23810	EARTH DRUM T1	1	1	1	5
	2BM23820	JOINT MIX	4	4	4	5
	2BM23830	JOINT DRUM	1	1	1	5
	2BM26120	OD SENSOR	1	1	1	10
●	2BM26130	INTERLOCK SWITCH	1	1	1	2
●	2BM27100	SOLENOID MPF	1	1	1	17
●	2BM27120	CLUTCH MPF ASSY	1	1	1	17
	2BM27140	CONN.CORD P.SIZE ASSY	1	1	1	17
●	2BM27160	SOLENOID FEED	1	1	1	8
●	2BM27170	PT.SENSOR GP2S30	2	2	2	8,17
●	2BM27210	CLUTCH SP CAM	1	1	1	8
●	2BM27230	FAN BELT	2	2	2	8
●	2BM27240	PT.SENSOR GP1S74P	6	6	6	2,5,8,16
●	2BM27260	CONN CORD FEED2 ASSY	1	1	1	8
	2BM27290	CONN.CORD OD SENSOR ASSY	1	1	1	10
●	2BM27300	LED ASSY	1	1	1	10
●	2BM27330	TONER SENSOR ASSY	3	3	3	12,13,14
●	2BM27340	DC MOTOR	4	4	4	12,13,14 15
●	2BM27350	CLUTCH 26-D	1	1	1	12
	2BM27370	CONN.CORD LED D1 ASSY	1	1	1	12
	2BM27380	CONN.CORD PTR D1 ASSY	1	1	1	12

• Parts with "●" indicates the Service parts.

SP	Part. No.	Description	Quantity			Fig. No.	SP	Part. No.	Description	Quantity			Fig. No.
			120V	230V	240V					120V	230V	240V	
●	2BM27390	CONN.CORD TM D1 ASSY	1	1	1	12		2BM28530	CONN.CORD HD.DLP ASSY	1	1	1	19
	2BM27420	CLUTCH 26-E	1	1	1	13		2BM28560	CONN.CORD D.FEED ASSY	1	1	1	19
	2BM27440	CONN.CORD LED D2 ASSY	1	1	1	13		2BM28570	CONN.CORD FEED MOTOR ASSY	1	1	1	19
	2BM27450	CONN.CORD PTR D2 ASSY	1	1	1	13		2BM28590	CONN.CORD S2568 ASSY	1	1	1	19
	2BM27460	CONN.CORD TM D2 ASSY	1	1	1	13		2BM28600	CONN.CORD D.FEED2 ASSY	1	1	1	20
●	2BM27490	CLUTCH 26-F	1	1	1	14		2BM28610	CONN.CORD DLP MOTOR ASSY	1	1	1	20
	2BM27510	CONN.CORD LED D3 ASSY	1	1	1	14		2BM28620	CONN.CORD MAIN MOTOR ASSY	1	1	1	20
	2BM27520	CONN.CORD PTR D3 ASSY	1	1	1	14		2BM28650	CONN.CORD HV-MAIN ASSY	1	1	1	19
	2BM27530	CONN.CORD TM D3 ASSY	1	1	1	14		2BM28660	CONN.CORD HV-T2 ASSY	1	1	1	20
●	2BM27540	TONER SENSOR ASSY	1	1	1	15		2BM28670	CONN.CORD FEED ASSY	1	1	1	19
	2BM27590	CONN.CORD SENSOR D4 ASSY	1	1	1	15		2BM28710	CONN.CORD OP.RERAY ASSY	1	1	1	20
	2BM27600	CONN.CORD TM D4 ASSY	1	1	1	15		2BM28720	CONN.CORD PF/DU ASSY	1	1	1	20
	2BM27610	CONN.CORD DRIVE MAIN ASSY	1	1	1	20		2BM28760	CONN.CORD S02597 ASSY	1	1	1	20
●	2BM27630	CLUTCH 26-C	1	1	1	5		2BM28780	CONN.CORD T.SENSOR ASSY	1	1	1	2
●	2BM27640	SOLENOID CAM	1	1	1	5		2BM28790	CONN.CORD HV T2 ASSY	1	1	1	19
●	2BM27650	SOLENOID Y	1	1	1	5		2BM28800	CONN.CORD HV T1 ASSY	1	1	1	19
●	2BM27660	SOLENOID M	1	1	1	5		2BM28810	CONN.CORD HV BY ASSY	1	1	1	19
●	2BM27670	SOLENOID C	1	1	1	5		2BM28820	CONN.CORD HV BM ASSY	1	1	1	19
●	2BM27680	SOLENOID K	1	1	1	5		2BM28830	CONN.CORD HV BC ASSY	1	1	1	19
●	2BM27690	MOTOR MAIN	2	2	2	5,6		2BM28840	CONN.CORD HV BK ASSY	1	1	1	19
●	2BM27700	MOTOR DLP	2	2	2	5		2BM28850	CONN.CORD HV ASSY	1	1	1	19
●	2BM27720	PT.SENSOR KUA0020C	1	1	1	18		2BM28860	CONN.CORD HV G ASSY	1	1	1	19
●	2BM27740	SOLENOID FUSER	1	1	1	9		2BM28870	CONN.CORD HV MAIN ASSY	1	1	1	19
●	2BM27750	CLUTCH REGIST	1	1	1	6		2BM28880	CONN.CORD HV T12 ASSY	1	1	1	20
●	2BM27760	CLUTCH 26-A	1	1	1	6		2BM28890	CONN.CORD HV UNIT ASSY	1	1	1	20
●	2BM27780	CLUTCH 26-B	1	1	1	17		2BM28910	CONN.CORD OILROLLFUSEASSY	1	1	1	20
●	2BM27790	MOTOR STEP	1	1	1	6		2BM28960	CONN.CORD TSENSOR D4 ASSY	1	1	1	19
●	2BM27800	SOLENOID FD	1	1	1	16		2BM40010	SEAL CASE A D4	2	2	2	15
	2BM27820	CONN.CORD P.FULLASSY	1	1	1	16		2BM40040	PRESS D CUT D1234	4	4	4	12,13,14 15
	2BM27830	CONN.CORD C.SWITCHASSY	1	1	1	16		2BM40060	CUT WASHER	12	12	12	2,6,12,13 14,15
	2BM27860	CONN.CORD PS1 ASSY	1	1	1	7							
●	2BM27890	HUMIDITY SENSOR	1	1	1	3		2BM40090	PLATE GEAR MAG2 D4	1	1	1	15
●	2BM27950	CLUTCH 26-G	1	1	1	6		2BM40100	SHAFT MIXER D123	3	3	3	12,13,14
●	2BM27960	CLUTCH 26-H	1	1	1	15		2BM40110	SHAFT MIXER D4	1	1	1	15
●	2BM27970	FAN MOTOR	1	1	1	7		2BM40120	SEAL CASE D D1	1	1	1	12
●	2BM28240	PWB HV MAIN	1	1	1	2		2BM40130	SEAL CASE A D2	1	1	1	13
●	2BM28250	PWB HV DC	1	1	1	2		2BM40140	SHEET PWB D1234	4	4	4	12,13,14,15
●	2BM28260	PWB HV TC	1	1	1	2		2BM40150	SEAL CLUTH D1234	4	4	4	12,13,14,15
●	2BM28270	PWD HV DLP	1	1	1	2		2BM40160	SEAL COVER MAG D234	2	2	2	13
	2BM28520	CONN.CORD APC ASSY	1	1	1	19							

• Parts with "●" indicates the Service parts.

SP	Part. No.	Description	Quantity			Fig. No.
			120V	230V	240V	
●	2BM40190	SEAL BUSH D1234	10	10	10	12,13,14,15
	2BM40200	SPACER D1234	7	7	7	12,13,14,15
	2BM40220	GEAR Z28-5 MIX2	3	3	3	12,13,14
	2BM40230	SHAFT GEAR MIX 1	3	3	3	12,13,14
	2BM40290	SEAL COVER MAG D2	1	1	1	13
	2BM40300	SEAL MG D1234	7	7	7	12,13,14,15
●	2BM40310	BALL BEARING D1234	9	9	9	12,13,14,15
●	2BM40360	GEAR Z14D-8 D1234	4	4	4	12,13,14,15
●	2BM40370	GEAR Z15-8 D123	5	5	5	12,13,14
●	2BM40420	GAER Z20H D12	2	2	2	12,13
●	2BM40430	GAER Z20H R D12	2	2	2	12,13
●	2BM40440	GEAR Z25H D3	1	1	1	14
●	2BM40450	GEAR Z39H D4	1	1	1	15
●	2BM40460	GAER MG H D1234	4	4	4	12,13,14,15
	2BM40500	POLY WASHER 16	4	4	4	12,13,14,15
	2BM40510	POLY WASHER 14	4	4	4	12,13,14,15
	2BM40520	SEAL COVER MG D4	1	1	1	15
	2BM40530	ROLL MAG2 D4	1	1	1	15
	2BM40560	MAGNET SEAL D1234	8	8	8	12,13,14,15
	2BM40570	SEAL SIDE D24	8	8	8	12,13,14,15
	2BM40580	SCRAPER MIXER D1234	4	4	4	12,13,14,15
●	2BM40590	GEAR Z14-Z12 D123	3	3	3	12,13,14
	2BM40600	SHEET HEAT A D3	1	1	1	14
	2BM40610	SHEET HEAT B D3	1	1	1	14
	2BM40620	SHEET HEAT C D3	1	1	1	14
	2BM40630	SHEET HEAT D D3	1	1	1	14
●	2BM40640	GEAR Z30H-Z22H D12	2	2	2	12,13
●	2BM40650	GEAR Z30H-Z22H D34	2	2	2	14,15
	2BM40660	SHEET PWB D2	1	1	1	13
●	2BM40670	GEAR Z14-Z12 D4	1	1	1	15
●	2BM40680	GEAR Z20-Z16 D4	1	1	1	15
●	2BM40690	GEAR Z17-8 D4	1	1	1	15
	2BM40700	SIMM D1234	7	7	7	12,13,14,15
	2BM40710	SIMM D1	1	1	1	12
	2BM40790	SEAL SCREW D3	1	1	1	14
	2BM41010	PLATE PIN PRESSURE	2	2	2	9
	2BM41080	STUD SCREW 465	4	4	4	2,9
	2BM41090	BUSH OIL SHAFT	1	1	1	9
	2BM42010	SPRING CONN FEED	4	4	4	2

• Parts with "●" indicates the Service parts.

SP	Part. No.	Description	Quantity			Fig. No.
			120V	230V	240V	
	2BM42030	BRACKET CONN DRUM	1	1	1	2
	2BM42040	STOPPER IMAGE	1	1	1	2
	2BM42050	SEAL OZON A	2	2	2	3
	2BM42060	SEAL OZON B	2	2	2	3
	2BM42070	SHEET DUCT A	1	1	1	2
●	2BM42200	FAN MOTOR	1	1	1	3
	2BM42210	SHEET INNER FRONT	1	1	1	2
	2BM42220	BUSH SCREW TK F	1	1	1	2
	2BM42240	BKT SEAL OIL	1	1	1	2
	2BM42250	GEAR FEED TK Z23	1	1	1	2
	2BM42260	BKT SENSOR LOW D4	1	1	1	2
	2BM42270	BKT SENSOR UP D4	1	1	1	2
	2BM42280	CUT WASHER	1	1	1	2
●	2BM42290	FOOT R	2	2	2	2
●	2BM42300	FOOT F	2	2	2	2
	2BM42310	SEAL FEED TK D	1	1	1	2
●	2BM42430	LOCK PROCESS R	1	1	1	4
	2BM42440	SPRING CONN DRUM	2	2	2	2
	2BM42450	STUD SCREW 485	4	4	4	2
	2BM42480	SEAL FEED TK E	1	1	1	2
	2BM42510	PLATE CONTROLLER A	1	1	1	7
	2BM42520	PLATE EARTH DRV FUS	1	1	1	2
	2BM42530	PLATE EARTH MAIN B	1	1	1	2
	2BM42540	PLATE EARTH DRV TK A	1	1	1	2
	2BM42560	PLATE EARTH L	1	1	1	2
	2BM42570	PLATE EARTH FG	1	1	1	2
	2BM42590	WIRE EARTH FD	1	1	1	16
	2BM42600	SEAL FEED TONER	1	1	1	2
	2BM42620	SEAL STAY PRO A	1	1	1	2
	2BM42630	SEAL RAIL PRO B	2	2	2	2
	2BM42640	STUD SCREW	2	2	2	10
	2BM42660	SPRING FRAME PRO	4	4	4	4
	2BM42680	SEAL FUSER UP	1	1	1	9
	2BM42710	LABEL CAUTION S	1	1	1	9
	2BM42730	SHIELD REG SENSOR A	1	1	1	2
	2BM42740	SHIELD REG SENSOR B	1	1	1	2
●	2BM42790	FILTER KIT	1	1	1	3
	2BM43010	SLOPE IMAGE UNIT	1	1	1	8
	2BM43060	PLATE SUPPORT FEED	1	1	1	8
	2BM43070	PLATE EARTH BOTTOM	1	1	1	8

SP	Part. No.	Description	Quantity			Fig. No.
			120V	230V	240V	
	2BM43080	METAL BUSH TRANS	1	1	1	8
	2BM43090	WIRE EARTH GUIDE	1	1	1	8
	2BM43100	PLATE DU SENSOR	1	1	1	8
	2BM43120	REFLECTOR DU SENSOR	1	1	1	8
	2BM43130	PLATE CONTACT CHARGE	1	1	1	8
	2BM43200	SEAL PLATE BELT	2	2	2	8
	2BM43230	SPRING CASE UP	1	1	1	8
	2BM43250	PLATE REG SENSOR	1	1	1	8
	2BM43260	GUIDE PAPER REGIST	1	1	1	8
	2BM44030	CONN.CORD FEED_EARTH ASSY	1	1	1	8
	2BM44040	CONN CORD FEED DC ASSY	1	1	1	8
●	2BM44070	PT.SENSOR KR1207-KM	1	1	1	8
	2BM45010	SEAL SHUTTER B	1	1	1	18
	2BM45020	PUSH NUT	2	2	2	18
●	2BM68090	FEED TONER ASSY	1	1	1	2
●	2BM68100	TONER SENSOR ASSY	1	1	1	2
●	2BM68110	DRIVE ASSY C	1	1	1	6
●	2BM68120	HOLDER SW OIL ASSY	1	1	1	2
	2BM68130	COVER RIGHT MPF ASSY	1	1	1	17
	2BM68140	PLATE BOTTOM MPF ASSY	1	1	1	17
	2BM68150	PLATE DRIVE MPF ASSY	1	1	1	17
	2BM68160	GUIDE LEFT ASSY	1	1	1	8
	2BM68170	BELT ASSY	1	1	1	8
	2BM68190	TRAY FU ASSY	1	1	1	16
	2BM68200	COVER FD ASSY	1	1	1	16
●	2BM68220	COVER OZONE ASSY	1	1	1	3
	2BM68230	SHAFT JOINT MIX ASSY	4	4	4	5
●	2BM68260	BLADE ASSY	1	1	1	10
●	2BM93040	DR-800A(DRIVE UNIT A)	1	1	1	5
●	2BM93050	DR-800B(DRIVE UNIT B)	1	1	1	6
●	2BM93190	TB-82(TONER BOTTLE)	1	1	1	23
●	2BM93270	BC-800(BRUSH CLEANER)	1	1	1	18
	28107400	BEARING,688ZZNR	2	2	2	11
	29812291	CUSHION,CONTACT GLASS	9	9	9	11
	29927231	POWER CODE AS(240)				19
●	3AT05070	LABEL_STOPPER	4	4	4	23
●	33915180	TONER EMPTY DETECTION SENSOR	1	1	1	15
	33921200	HOLDER,JOINT	2	2	2	11
●	33973300	STOPPER 7,CARTRIDGE	1	1	1	11
●	34806150	STOPPER 5	8	8	8	11,16

SP	Part. No.	Description	Quantity			Fig. No.
			120V	230V	240V	
	34922480	BEARING,REGISTRATION FULCRUM	4	4	4	5
●	34927070	FAN,COOLING	1	1	1	7
●	35327400	SWITCH,FEED	2	2	2	11
●	35912010	CONTACT GLASS	1	1	1	11
	35912040	PULLEY A,SCANNER WIRE	8	8	8	11
	35912140	RETAINER,WIRE	2	2	2	11
	35912210	SPRING,MIRROR HOLDER	2	2	2	11
	35912300	HOLDER,SCANNER DRUM	1	1	1	24
	35912310	STOPPER,WIRE	1	1	1	24
	35912360	GUIDE FFC2	1	1	1	11
●	35912531	SPONGE,ORIGINAL SIZE INDICATOR	1	1	1	11
●	35927290	SENSOR,ORIGINAL DETECTION	1	1	1	11
●	35968110	STOPPER WIRE ASSY SP	1	1	1	24
	36502600	CASTER,MACHINE	4	4	4	23
●	36504400	COVER,COUNTER	4	4	4	1
	36726140	LID,VENDOR	1	1	1	21
	41525016	SOCKET,KEY COUNTER	2	2	2	23
	41529210	SOCKET ASSY,KEY COUNTER	1	1	1	23
	5MMK116S2001	NUT FUSER	2	2	2	9
●	5MMM176CJ003	METAL BUSH KD	5	5	5	5,8
●	5MMM176CJ005	BUSHING SBK	1	1	1	6
	5MMT163SN006	NUT FUSER A	4	4	4	9
●	5MMT273SZ004	TP SCREW	3	3	3	4
	5MMT622SN003	SHAFT EXIT	2	2	2	9
●	5MVM122DB003	BUSH POM	5	5	5	8
	5MVM166DN004	BUSH MIXER GEAR	1	1	1	9
●	5MVM170XN002	BUSH MAG	1	1	1	6
	5MVM176DB006	BUSHING POM	1	1	1	9
●	5MVM176DB018	PULLEY EXIT	4	4	4	9
●	5MVXIIIIDN003	RING STOPPER	13	13	13	12,13,14 15,16,17
●	5PLPXAQAPKX	MC-800 MAIN CHARGER ASS'Y	1	1	1	10
●	5PLPXATAPKX	TR-800S SEC TRANSFER UNIT	1	1	1	8
●	5PLPXBEAPKX	LK-800 SCANNER UNIT	1	1	1	2
●	5PLPXBHAPKX	SC-800 SEPARATE CHARGER	1	1	1	8
●	5PLPXBRAPKX	MK-800D(SC-800 SEPARATE CHARGER)	1	1	1	8
	60804120	MAGNET CATCH	2	2	2	2
	60904280	ORIGINAL POCKET	1	1	1	22
	60904310	HINGE,ORIGINAL HOLDER	2	2	2	22
●	61727681	SOLENOID B,CLEANING	1	1	1	16

• Parts with "●" indicates the Service parts.

SP	Part. No.	Description	Quantity			Fig. No.
			120V	230V	240V	
	66012180	ACTUTATION PLATE,ORIGINAL DETECTIO	1	1	1	22
	66060022	RETAINER,KEY COUNTER COVER	1	1	1	23
	66060030	RETAINER,KEY COUNTER	1	1	1	23
	66060040	MOUNT,KEY COUNTER	1	1	1	23
●	66321360	STATIC ELIMINATOR,EJECT	1	1	1	3
	66502120	BOLT,LEVEL	4	4	4	23
	68305100	CAUTION LABEL,HIGH TEMPERATURE(JPN	1	1	1	8
	69312110	PLATE SPRING,ORIGINAL HOLDER	2	2	2	22
●	73210370	GEAR 18,LOOP	1	1	1	16
	75712080	MIRROR HOLDER	4	4	4	11
	77502090	LID FINISHER CABLE	1	1	1	21
	79904140	ORIGINAL HOLDER SPACER	2	2	2	22
●	82142540	KEY COUNTER	1	1	1	23
	B1303080	BINDING SCREW BVM3X8 (BLACK)	1	1	1	23
	B1304300	BINDING SCREW BVM4X30 (BLACK)	1	1	1	23
	B1324120	+BINDING SCREW WITH SW (BLACK) M4X	8	8	8	23
	B2303060	COUNTER-SUNK HEAD SCREW BFHM3X6 (B	2	2	2	23
	B4104060	TRIPLE SCREW M4X6(CHROMIUM)	1	1	1	23
	B4104080	TRIPLE SCREW M4X08(CHROMIUM)	2	2	2	23
	B4304060	TRIPLE SCREW M4X6 (BLACK)	4	4	4	23
	B4304100	TRIPLE SCREW M4X10 (BLACK)	2	2	2	23
	B4304200	TRIPLE SCREW M4X20(BLACK)	1	1	1	23
	C2303000	NUT BNM3 (BLACK)	1	1	1	23
●	G3006860	MINIATURE BEARING 686ZZ	1	1	1	18
	G3169010	BEARING 6901ZZNR	2	2	2	10
	G4090010	BEARING R-1560X2DD	1	1	1	15
	J0220040	PLUG EL 4P,ELP-04V	1	1	1	23
●	M1656050	FUSE,21506.3(LITTEL-FUSE)		1	1	7
	M2104200	EDGING EDS-1	2	2	2	19
	M2104220	EDGING,EDS-1717U	5	5	5	7
	M2104260	EDGING,EDS-0607U(KITAGAWA)	5	5	5	5,6
	M2105740	MINIATURE CLAMP,UAMS-05S-2	8	8	8	7,11
	M2108000	SPACER,KGLS-3S	3	3	3	7
	M2108600	SPACER,PHD-08(KITAGAWA)	1	1	1	7
	M2108790	SPACER,FGS-6S(KITAGAWA)	1	1	1	21
	M2504030	EDGING,ES-0505-2(NIKKO)	1	1	1	17
●	M5560020	FUSE,CES6-N1-10A(SOC)	1			7
●	M5561000	FUSE,CES6-N1(SOC)	1			7

• Parts with "●" indicates the Service parts.

CLASSIFICATION OF THE SCREWS IN ILLUSTRATION

REF.	ITEM #	DESCRIPTION	REF.	ITEM #	DESCRIPTION	REF.	ITEM #	DESCRIPTION
ABD	B0303080	ROUND HEAD SCREW M3X8 (BLACK)	BMJ	B1003250	BINDING SCREW CVM3X25	HUK	B3024140	BINDING TAP-TIGHT S SCREW M4X14
ABZ	B1304450	BINDING SCREW BVM4X45	BUD	B8204100	BINDING TAP-TITE B SCREW M4X10	KAM	E0020120	SPRING PIN 2X12
AND	B0003030	ROUND HEAD SCREW M3X3	BUJ	B8024140	BINDING TAP-TIGHT B SCREW M4X14	KAN	E0020140	SPRING PIN 2X14
ANF	B8023160	BINDING TAP-TIGHT B SCREW M3X16	BUK	B8023200	BINDING TAP-TIGHT B SCREW M3X20	KAO	E0020160	SPRING PIN 2X16
ANG	B4073080	TRIPLE TAP-TITE B SCREW M3X8	BUL	B8023060	BINDING TAP-TITE B SCREW M3X6	KAR	E0025080	SPRING PIN 2.5X8
ANH	B4073100	TRIPLE TAP-TITE B SCREW M3X10	BVJ	B1304160	BINDING SCREW BVM4X16 (BLACK)	KBA	E0120120	SPRING PIN 2X12 (SUS)
ANI	B3023040	BINDING TAP-TIGHT S SCREW M3X4	BVV	B1324080	BINDING SCREW WITH SW (BLACK) M4X8	KBD	E0130280	SPRING PIN 3X28(SUS)
ANJ	B8023120	BINDING TAP-TITE B SCREW M3X12	EFE	B3004120	TAPPING SCREW M4X12 (B-TYP)	KBH	E0025160	SPRING PIN 2.5X16
BAA	B1003040	BINDING SCREW, CVM3X4	E03	D1000300	STOP RING (E-3)	KFB	E5120120	SPRING PIN H7A 2X12 SUS
BAB	B1003060	BINDING SCREW CVM3X6	E04	D1000400	STOP RING (E-4)	KFH	E5125180	PARALLEL PIN H7A 2.5X18 SUS
BAD	B1004120	BINDING SCREW CVM4X12	E05	D1000500	STOP RING (E-5)	KFJ	E5120140	PARALLEL PIN H7A 2X14 SUS
BAH	B1006150	BINDING SCREW CVM6X15	E06	D1000600	STOP RING (E-6)	KFN	E5125160	PARALLEL PIN H7A 2.5X16 SUS
BAL	B1003050	BINDING SCREW CVM3X5	E07	D1000700	STOP RING (E-7)	KFO	E5120100	SPRING PIN H7A 2X10 SUS
BAW	B1004080	BINDING SCREW M4X8	E2E	D1000250	STOP RING (E-2.5)	KKK	E0025120	SPRING PIN 2.5X12
BHB	B3023080	BINDING TAP TIGHT SCREW M3X8	HAK	B4003060	TRIPLE SEREW M3X6	RBS	E0025100	SPRING PIN 2.5X10
BHC	B3024060	BINDING TAP-TIGHT SCREW M4X6	HAY	B4053060	TRIPLE TAP-TITE S SCREW M3X06	RDB	D4000200	STOP RING CSTW-2
BHD	B3024080	BINDING TAP-TIGHT SCREW M4X8	HBO	B4304080	TRIPLE SCREW M4X8(BLACK)	RDE	D4000500	STOP RING CSTW-5
BHH	B3024100	BINDING TAP-TIGHT SCREW M4X10	HCH	B4104160	TRIPLE SCREW M4X16(CHROMIUM)	RKE	D2002500	STOP RING C-25
BHK	B3023140	BINDING TAP TIGHT SCREW M3X14	HCN	B8023080	BINDING TAP-TITE B SCREW M3X8	TGB	C4204000	CROWN WASHER TWM4
BKB	B3203080	BINDING TAP-TIGHT S SCREW M3X8(UNICR)	HCQ	B3024300	BINDING TAPTITE S SCREW M4X30	WFD	C3790090	WAVE WASHER SUS WW5.4X9.0X0.15T
BKC	B3024200	BINDING TAP-TIGHT S SCREW M4X20	HCR	B1003080	BINDING SCREW M3X8	WPI	C2890100	POLY CUT WASHER 6.2X10X0.5T
BKD	B3204080	BINDING SCREW TAPPING S M4X8 (UNICRO)	HCS	B3023100	BINDING TAP TIGHT SCREW M3X10	WPJ	E5130140	PARALLEL PIN H7A 3X14 SUS
BKE	B4073060	TRIPLE TAP-TITE B SCREW M3X6	HCT	B8024080	BINDING TAP-TIGHT B SCREW M4X08	WPK	C2890120	POLYESTER SLIDER WASHER 8.2X12X0.5T
BKF	B3024250	BINDING TAPTITE S SCREW M4X25	HCU	B8203080	BINDING TAP-TITE B SCREW M3X8(UNICR)			
BKG	B3384080	COUNTERSUNK HEAD TAPTITE S M4X08(BLACK)	HCX	B8023100	BINDING TAP-TITE B SCREW M3X10			
BKH	B3203060	BINDING TAP-TITE S SCREW M3X6(UNICR)	HCY	B8024100	BINDING TAP-TIGHT B SCREW M4X10			

KYOCERA MITA EUROPE B.V.

Hoek steen 40, 2132 MS Hoofddorp,
The Netherlands
Phone: (020) 6540000
Home page: <http://www.kyoceramita-europe.com>
Email: info@kyoceramita-europe.com

KYOCERA MITA NEDERLAND B.V.

Hoek steen 40, 2132 MS Hoofddorp,
The Netherlands
Phone: (020) 5877200

KYOCERA MITA (UK) LIMITED

8 Beacontree Plaz a
Gillette Way,
Reading RG2 0BS UK
Phone: (0118) 931 150

KYOCERA MITA ITALIA S.P.A.

Via Verdi 89/ 91 20063 Cernusco sul Naviglio
(Milano) Italy
Phone: 02-92179 1

S.A. KYOCERA MITA BELGIUM N.V.

Hermesstraat 8A, 1930 Zaventem, Belgium
Phone: (02) 7209270

KYOCERA MITA FRANCE S.A.

Parc les Algorithmes
SAINT AUBIN
91194 GIF-SUR-YVETTE
France
Phone: (01) 69852600

KYOCERA MITA ESPAÑA S.A.

Edificio Mita, Avda. De Manacor N°2,
Urb. Parque Rozas, Apartado de Correos 76,
28230 Las Rozas, Madrid, Spain
Phone: (91) 631-8392

KYOCERA MITA FINLAND OY

Kirvesmiehenkatu 4, 00810 Helsinki,
Finland
Phone: (09) 478-05200

KYOCERA MITA (SCHWEIZ) AG

Hölzliwisen, Industriestrasse 28,
8604 Volketswil, Switzerland
Phone: (01) 908 4949

KYOCERA MITA DEUTSCHLAND GMBH

Mollsfeld 12 40670 Meerbusch,
Germany
Phone: 02159-918120

KYOCERA MITA GMBH AUSTRIA

Eduard-Kittenberger-Gasse 95,
1230, Wien, Austria
Phone: (01) 86338-0

KYOCERA MITA SVENSKA AB

Siktgatan 2,
162 50 Vällingby, Sweden
Phone: (08) 4719999

KYOCERA MITA DANMARK A/S

Industrivej 11, DK-4632 Bjæverskov,
Denmark
Phone: 56871100

KYOCERA MITA PORTUGAL LDA.

CASCAISTOCK-Armazem nº8,
Rua das Fugas, Alcoitão,
2765 Estoril, Portugal
Phone: (21) 4602221

KYOCERA MITA SOUTH AFRICA (PTY) LTD.

UNIT 3, "Kyalami Crescent,"
Kyalami Business Park,
1685 Midrand, South Africa
Phone: (11) 466-3290

KYOCERA MITA AMERICA, INC.

Headquarters:
225 Sand Road, P.O. Box 40008,
Fairfield, New Jersey 07004-0008,
U.S.A.
Phone: (973) 808-8444

KYOCERA MITA AUSTRALIA PTY. LTD.

Level 3, 6-10 Talavera Road, North Ryde,
N.S.W. 2113 Australia
Phone: (02) 9888-9999

KYOCERA MITA NEW ZEALAND LTD.

1-3 Parkhead Place,
Albany, Auckland,
New Zealand
Phone: (09) 415-4517

KYOCERA MITA (THAILAND) CORP., LTD.

9/ 209 Ratchada-Prachachem Road,
Bang Sue, Bangkok 10800, Thailand
Phone: (02) 586-0320

KYOCERA MITA SINGAPORE PTE LTD.

121 Genting Lane, 3rd Level,
Singapore 349572
Phone: (65) 7418733

KYOCERA MITA HONG KONG LIMITED

11/ F., Mita Centre,
552-566, Castle Peak Road,
Tsuen Wan, New Territories,
Hong Kong
Phone: (852) 24297422

KYOCERA MITA CORPORATION

2-28, 1-chome, Tamatsukuri, Chuo-ku
Osaka 540-8585, Japan
Phone: (06) 6764-3555

© 2001 KYOCERA MITA CORPORATION

 is a trademark of Kyocera Corporation

mita is a registered trademark of KYOCERA MITA CORPORATION

Printed in Holland